

14.05.2024 .

	(/)		400
A06.30.002.001			1000
	(, , ,)		200
	(, ,)		500
A06.30.002.002			1000
A06.30.002			500
B01.039.001	(,) -		1300
B01.039.002	(,) -		1100
A06.23.004	/		2600
A06.23.005.006	/		8700
A06.08.007	,		2600
A06.08.007.004			8700
A06.25.003			2600
A06.25.003.002			8700
A06.26.006			2600
A06.26.006.001			8700
A06.23.004.007			8700
A06.08.007.002			8700
A06.26.006.001	()		4000
			8700
A06.08.009.002			8700
A06.09.005			2600
A06.09.005.002			8700
A06.11.004			2600
A06.11.004.001			8700
A06.30.005			3500

A06.30.005.003						8700
A06.28.009						3500
A06.28.009.001						8700
A06.30.007						8700
A06.30.007.002						8700
A06.30.005.001						8700
-	()				
A06.03.021.001						2600
A06.03.021.002						8700
A06.03.021.001		-	2	(2		3600
,2	,2)				
A06.03.021.002		-	2	(2		9700
,2	,2)				
A06.03.036.001						2600
A06.03.036.002						8700
A06.03.058		()			2600
A06.03.058.003		()			8700
A06.03.062						2600
A06.04.020		-				2600
A06.04.017						2600
						2600
						8700
A06.12.052	-					8700
A06.12.053	-					8700
A06.12.050	-					8700
A06.12.054	-					8700
A06.12.055	-					8700
A06.12.057	-					8700
A06.12.058	-					8700
A06.12.001.001	-					8700
A06.12.001.002	-					8700
A06.23.004.007						8700
A06.10.009		()			3500
A06.10.006.001	-					12900
A06.10.006.001						12900
A05.23.009						3100
A05.23.009.001						7100
A05.12.004		()			3100

A05.12.005	()		3100
			7100
			7100
A05.22.002.001			6500
A05.26.008.001			7100
A05.08.001			3100
A05.26.008			3100
A05.22.002			3100
A05.04.001	-		5000
A05.30.008			3100
A05.23.009.004	-		3100
A05.23.009.008	-		3100

A05.04.001	-		3100
A05.30.008			3100
A05.03.002			3100
A05.03.002			3100
A05.03.002			3100
A05.03.002.001			7100
A05.30.008.001			7100
A05.03.002.001			7100
A05.03.002.001			7100
A05.23.009.010	()		3100
A05.23.009.011		()	7100
A05.23.009.013	-	()	3100
A05.23.009.016 ()	-		7100

		()	14000
A05.30.005			4000
A05.30.007			4000
A05.30.005.001			7100
A05.30.007.001			7100
A05.22.001	-		4000
A05.22.001.001	-		7100
A05.14.002			7100
A05.15.001			3500
A05.15.002			4000
A05.28.002			3100
A05.28.002.001	-		7100

A05.30.004.001			7100
A05.30.004			4000
A05.21.001			4000
	()+		7000
A05.21.001.001	c		7100

A05.30.004.001			7100
A05.30.004			4000
A05.30.004	() (, ,)		4000
A05.04.001	(,) , , ,		3500
A05.30.011.002			3500
A05.30.012.002			3500
A05.30.010			4000
A05.01.002			4000
A05.01.001			7100
A05.30.010.001			7100
A05.08.002	-		4000
A05.08.004	-		4000
A05.03.002	+ +		7000
	+		5000
	+		5000
	+		5000
	: + +		7000
	+ +		7000
	+		4500
	+		4500
	+		5000
A05.03.002	+ +		4500
	+		4500
	+		7000
	+		4500
	+		4500
	+ +		5000
A06.30.008			1500
A06.08.003			1000
			1000
	2		1000
A06.08.003.002			1000
A06.08.003.002			1000
A06.03.005	,		1000
A06.03.056			1000
A06.04.001	-		1000

A06.26.001			1000
A06.07.008			1000
A06.07.009			1000
A06.25.002			1000
A06.25.002.001			1000
A06.03.010			1000
()	3		2000
A06.03.013			1000
A06.03.019			2000
A06.03.014			2000
A06.03.015		2	1000
		3	2000
A06.03.017			1000
A06.03.016			2000
A06.03.017.001			1000
A06.03.017.002			1000
A06.04.013	-		1000
	2		1000
A06.04.010			1000
A06.03.028			1000
A06.04.003			1000
A06.03.029			1000
A06.04.004			1000
A06.03.026			1000
A06.03.032			1000
	2		1000
A06.03.035	1		1000
A06.03.021			1000
A06.03.030			1000
A06.03.027			1000
A06.03.031			1000
A06.03.033			1000
A06.04.005			1000
	2	(1)	1000
	2		1000
A06.03.042			1000
	2		1000
A06.04.012			1000
A06.03.053	2		1000
			1000

A06.03.050			1000
			1000
		2	2000
A06.03.036			1000
A06.03.048			1000
A06.03.054			1000
A06.03.055		1	1000
A06.04.011			1000
A06.03.043			1000
A06.03.045			1000
A06.03.046			1000
A06.03.049			1000
A06.03.051			1000
A06.03.052		1	1000
A06.03.053.001			1000
A06.30.004.001			1000
			3000
A06.28.001			1000
		2	1000
A06.28.002			3100
		1 ()	1000
		2	1000
A06.03.023		()	1000
A06.03.024			1000
A06.04.014		-	1000
A06.03.022			1000
A06.09.007			1000
		-	1000
			1000
		1	1000
		2	1000
A06.20.004			1100
A06.20.004		2	1900
	c	(1 2-)	1500
	c	(2 2-)	2500
A06.20.004.002			1500
A06.20.008			1000
B01.023.001	(,)	-	1400

B01.023.002	(,) -		1200
B01.023.001	(,)		2500
B01.023.001	(-)		
B01.023.001	(,) - () 60		2300
B01.023.002	(,) - () 30		2100

A11.02.002	(1)		2500
A22.30.015	(1)		1000
A11.02.002			29900
A25.24.001.002			19500
A25.24.001.002			8900
A11.01.002	225 ()		24000
A11.24.001			2000
A11.02.002			1500
A11.02.002			1500
A11.02.002	()		1500

B01.047.001	(,) -		1400
B01.047.002	(,) -		1200
	()		1200
	()		2500

B01.031.001	()		1400
B01.031.002	()		1200
B01.031.001	()		2000
B01.031.002	()		2000
B01.031.001			1300
B01.031.001	()		1300
B01.031.001	-1 (,)		1500
B01.031.001	()		800
B01.031.001	/ ()		700
B01.031.001	(: ,)		800
B01.031.001	18 (095/)		800
- 095/			800
B01.031.001			800
B01.031.001	- (076/)		2000
B01.031.001	(079/)??		800

B01.029.001	(,) -		1400
B01.029.002	(,) -		1200

/

A02.26.015	-	(200
)			
A12.26.016			150
A03.26.010		(400
)			
A03.26.010		(400
)			
A02.26.015			200
A02.26.015	()	400
A02.26.015	()	200

B01.057.001	(,)	-	1400	
B01.057.002	(,)	-	1200	
B01.057.001	(,)	-	(800
)						
B01.057.002	(,)	()	800

A16.01.002	()	1500				
A16.01.012)	()()-2	1900		
A16.01.011	()	1000				
A16.01.027			2600				
A16.30.060			1800				
A16.01.009	()	1500				
A16.30.069	()	500				
A16.01.001			1000				
A11.04.005			1000				
A11.30.024			1100				
A16.01.012)	()()-1	1300		
A16.01.008.001			2100				
A16.01.004	()	700				
A16.01.004	()	2000				
A15.01.001			400				
A15.01.002			1000				
A11.01.001	()	400				
A16.30.076			1400				
A16.01.028	()	2600				
A16.01.016	(05-1	,1)	1300			
A16.01.016	(1-3	,1)	1500			
A16.01.016	(3-5	,1)	1900			
A16.01.017	(05-1	,1)	1700			
A16.01.017	(1-3	,1)	1900			
A16.01.017	(3-5	,1)	2400			
A16.01.017	(5	,1)	2900		
			500				
A16.01.018	(,	05-1	-1)	-	1800
A16.01.018	(,	1-3	-1)	-	2100

A11.01.001	()	400
A16.01.003		2000
A16.30.032	1 -3 1	1300
A16.30.032	3 -5 1	1900
A16.01.018 (, , 3 -5 1)	-	2500
A16.01.003	(2)	2600
A16.01.023	(0,5-1 1)	1500
A16.01.023	(1 -3 1)	1900
A16.01.023	(3 -5 1)	2400
A16.01.030	(1)	2400
A16.01.030	(2)	3100
A16.30.069	(),	1000
A16.30.014		29900
A16.30.007.001		19000
A16.30.043.002		14800
A16.30.043.003		26000
A16.14.018.003	,	11000
A16.30.004.003	()	42300
		56400
A16.30.004.007		65000
A16.30.004.016		55000
A16.30.001.002	-	35000
A16.30.002.002		35000
A16.30.001	() ()	23100
A16.30.002	()	20000
A16.14.009.002		35000
A16.19.018	()	25000
A16.30.004.004	()	46000
A16.01.018 (, , 5 10 -1)	-	9500
A16.01.018 (, , 10 -1)	-	12000
A16.30.032	(5 -1)	9800
A16.30.032	(10 -1)	12800
A16.30.006		34200
A16.30.006		65000
A16.18.022		28000
A16.18.022.001		30000
A16.22.002		120000
A16.22.001		55000
A16.30.002	()	163000
A16.16.017.016		230000

A16.30.004.010		1	40000
A16.30.004.010		2	55000
A16.30.004.010		3	70000
A16.30.004.001 4	()1	22000
A16.30.004.001 4	()2	30000
A16.30.004.011	(1	4)	37000
A16.30.004.011	(2	4)	45000
A16.30.004.002	(5)	25000
A16.30.004.002	(5)	31000
A16.30.005.002			36000

	()	2420	
A08.30.046	-	()	2420

A04.12.005.003	()	1500
-	(+	2400
-	(+	2800
			1500
A04.12.001.004	-		800
A04.12.001.004			800
A04.12.001.001			1400
A04.12.002.002			1400
A04.12.002.001			2000
A04.12.002			1900
A04.12.002.003			1000
A04.12.001			1000
	()+	2000
A04.12.014			900
A04.12.001.006	()	1800
	()+	2800
A04.12.022			1400
A04.12.001.002			700
A04.12.003			1100
A04.12.003.001			1400
A04.12.003			1100
A04.12.014			900
A04.12.005.003			2000
A04.22.001			600

		1200
A04.30.010		1100
A04.30.001	(1200
A04.30.001.001)	1300
A04.30.001.007	() III	1800
A04.12.024.003	II-III)	1300
A04.04.001	()	700
A04.20.003	()	700
A04.20.003	()	400
A04.20.001.004	(-)	700
A04.30.001.002	, ,1) 4D (26 ,	2500
A04.30.001	II	1500
A04.30.001.002	3D	1700
A04.30.001.001	()	2000
A04.12.024.003) (II-III) (2400
A04.30.001.006	-	2500
(II)		
A04.30.001.008	III	2500
A04.30.001.002	(26 , ,1) 4D	3500
A04.30.001.002	3D	2400

A11.06.001.001		900
A11.20.010.003		900
A11.22.002.001		900
A11.30.024.001		900

A04.04.001	() 1	900
A04.04.001	() 1	700
A04.04.001	() 1	800
A04.04.001	() 1	800
A04.04.001	() 1	800
A04.04.001	() 1	800
A04.04.001	() 1	600
A04.04.002	()	600
A04.12.022		1400

A04.24.001	(1100
A04.24.001)	3200

B03.037.001			500
A05.10.006			500
A02.12.002.001			1200
A05.10.008		24	2000
+		24	2200
A12.10.001	(+	750
)	750
A05.23.001			1100
A12.10.001			750

Blank header row

B01.058.001	(,)	-		1400
B01.058.002	(,)	-		1200

Blank header row

B01.001.001	(,)	-		1500	
B01.001.002	(,)	-		1300	
B01.001.002	()	-		800	
B01.001.001	(,)	-	-	(1500

Blank header row

A11.20.011			1500	
A11.20.014			1500	
A11.20.008			5400	
A11.20.008.001			2900	
A11.20.002			450	
A11.20.003			800	
A03.20.001			1000	
A11.20.015			500	
A16.20.036			2100	
A08.20.004)	(1400
A11.20.015			500	
A14.20.002			900	
(
A16.20.036.001			7500	

Blank header row

A16.20.038			39000	
A16.20.016			39900	
A16.20.017.001			34900	
A16.20.004.001			30900	
A16.20.003.001	-		36900	
A16.20.041.001			29900	
A16.20.001.001	()	34900

A16.20.001.001 ()		37900
A16.20.003.001		30900
A16.20.010.001 ()		73900
A16.20.010.001 2 ()		75900
A16.20.010.003 ()	1	74900
A16.20.010.003 ()	2	84900
A16.20.010 ()		58900
A16.20.011.001 ()		83900
A16.20.011.001 ()		94900
A16.20.011.002 ()		76900
A16.20.011.002 2 ()		87900
A16.20.063		92900
A16.20.033		35900
A16.20.012		77900
A11.20.003		1100
A03.20.003		19000
A16.20.042.003 ()		60750
A16.20.061.001 ()	(1	35000
A16.20.061.001 ()	(2	40500
-		
A16.20.035 (())		58900
A16.20.035.001 (1- (-))		39900
A16.20.035.001 (2- (-))		61900
A16.20.028.002		20900
A16.20.028.003		20900
A16.20.083		38900
A16.20.023		31900
A16.20.065		21900
A16.20.063.018		21900
A03.20.003		17000
A03.20.003.001 1		26900
A03.20.003.001 2		33900
A03.20.003.001 3		39900
-		
A16.20.066		4100
A11.20.018 ()	(2900
A16.20.059		1300
A16.20.059.001		3900
A16.20.036		5900
A16.20.091.001		2800

A11.20.008.001		2000
A11.20.008.002		2700
A16.20.006		42000
A16.20.007		28900
A11.20.008		5400
A11.20.008.001		2900
A16.20.026.001		23000
A16.20.098	(1)	27770
A16.20.098 +)	(2)	41000
A16.20.083		46000
A16.20.029		27770
A16.20.024		63000
A16.20.028.005	(1)	49000
A16.20.028.005	(2)	60000
A16.20.019 +		120000
A11.01.013		10200
A11.01.013		14900
A11.01.013		26900
(7 +), (Identification of Sexually Transmitted Infections (STI) Pathogens, Scrape of Urogenital Epithelial Cells)*		1485
(4 +): Chlamydia trachomatis, Neisseria gonorrhoeae, Trichomonas vaginalis, Mycoplasma genitalium, (Identification of Sexually Transmitted Infections (STI) Pathogens, Chlamydia trachomatis DNA, Neisseria gonorrhoeae DNA, Trichomonas vaginalis DNA, Mycoplasma genitalium DNA, Human DNA)		1023
+ , o 16 18 Urogenital Epithelial Cells, 2 Types (16, 18) (HPV DNA, Scrape of		385
16, 18, 31, 33, 35, 39, 45, 51, 52, 56, 58, 59, 66, 68 + (HPV DNA, Scrape of Urogenital Epithelial Cells, 14 Types (16, 18, 31, 33, 35, 39, 45, 51, 52, 56, 58, 59, 66, 68))	14 :	385
() 14 : 16, 18, 31, 33, 35, 39, 45, 51, 52, 56, 58, 59, 66, 68 + (HPV DNA, Scrape of Urogenital Epithelial Cells, 14 Types (16, 18, 31, 33, 35, 39, 45, 51, 52, 56, 58, 59, 66, 68) Screening)		990
(Neisseria gonorrhoeae, DNA, Scrape of Urogenital Epithelial Cells)*		275
(Neisseria gonorrhoeae,), (GC, Neisseria gonorrhoeae Culture. Bacteria Identification and Antibiotic Susceptibility Testing)		990
(Bacterial Vaginosis, BV)		1694
(Chlamydia trachomatis), (Chlamydia trachomatis, DNA, Scrape of Urogenital Epithelial Cells)*		275
A08.20.017.002 (; ThinPrep®)		1320
A08.20.004		660
(; ; -)*		2420
(INBIOFLOR-Comprehensive Study of Microflora Composition of Urogenital Tract (UGT))		3058

APS)	(),	(Antiphospholipid Syndrome,	3927
	(Genitourinary Tract Culture. Bacteria Identification and Antibiotic Susceptibility Testing)*		1276
	() (Vaginal Biocenosis: Bacteriophage and Antimycotic Susceptibility Testing (Gram Stain, Bacterioscopic Examination of Smear))*	1650
	(The Bethesda System ? TBS) (Cytological Examination of Cervical Epithelium with Description on The Bethesda System, TBS)		627
MICROBIOCENOSIS (PCR Panel Femoflor 16))		16. (UROGENITAL TRACT	2310
			495
-) (Cytological Examination: Cervix, Pap-test)	(1100
	(Candidiasis, Screening and Typing)		1012
MICROBIOCENOSIS, Screening (PCR Panel Femoflor Screen))		. (UROGENITAL TRACT	2035
MICROBIOCENOSIS (PCR Panel Femoflor 8))		8. (UROGENITAL TRACT	1628
B01.053.001	(,) -		1400
B01.053.002	(,) -		1200
B01.053.002	(,) ()		800
A16.28.040	(1)		2100
			10000
A16.28.058			1000
A16.28.052.001			2400
A16.28.072.001			2400
A11.28.008			2000
A11.28.006.001			500
A21.21.001			550
A12.21.003			650
A15.21.001	()		1000
A03.28.002			3500
A03.28.003	()		6000
A03.28.001			5000
A16.28.077			5000
A11.28.012			1000
A16.21.015			2300
A16.28.013.001			1000
A06.28.007			5000
A06.28.011			5000
()			10000
A16.28.077			6000
A11.28.012			2000
A11.28.007	()		1000
A16.01.016			10000
A11.28.008			2000

A22.28.001			25000
A22.28.002			25000
A16.21.038			12900
B01.015.001	(,) -		1400
B01.015.002	(,) -		1200
B01.008.003	()		1400
B01.008.004	()		1200
A11.02.002	. (1)		260
A11.02.002	. (1)		290
A11.01.003	. 1		2999
A11.01.003	. 2		4999
A11.01.003 PRP-	1 (1)		5000
A11.01.003	mesoline () 2,5 .		2500
A11.01.003	mesoline () 2,5 .		2500
A16.01.024	(PRX-t33)		3750
A16.01.024			2000
A16.01.024			2500
A14.01.008			3000
			2000
B01.028.001	(,) -		1500
B01.028.002	(,) -		1300
B01.028.002	() -		800
A11.01.014			200
A12.25.001			1300
A11.07.004	,		2000
A11.08.001			5000
A11.08.002			3500
A11.25.006			3000
			200
A11.08.019			600
A16.01.012	()		4000
A16.08.054			3000
A11.08.007			1000
A03.25.003			300
A22.30.033			2500
A11.08.022	(-) - (1)		2500

A11.08.022 (-)	-	(2)	3500
A21.25.002			250
A11.07.022			300
A16.01.004			1000
A15.01.002			1000
A16.08.006.001		(1)	2500
A11.08.021.001			850
A16.08.016			750
A16.25.007	(1)		700
A11.08.004			1500
A16.08.023		(1)	2000
A16.08.023		(2)	3800
A11.25.003.001			800
A16.01.017.001	1 3 .		3500
A16.25.008			1500
A02.25.001		()	1200
A03.08.004			1500
A03.08.001	()		1400
B01.003.004.004			300
B01.003.004.005		(I)	500
B01.003.004.005		(II)	700
B01.003.004.005		(III)	900
	()		200
	()		200
	()		200
A11.08.020		()	700
A03.25.001			650
A16.08.012			1000
A16.08.009.001 -1 :1			10000
A16.08.009.001 -1 :2			20000
A16.08.009.001 -1 :3			30000
A16.08.010.001		:1	10000
A16.08.010.001		:2	15000
A16.08.010.001		:3	20000
B01.003.004.001		()	1000
A16.07.087	:1		12000
A16.07.087	:2		15000
A16.07.087	:3		20000
			1000
A16.08.013	:1		18000
A16.08.013	:2		24000
A16.08.013	:3		29000
A16.08.001	1		35500
A16.08.014	1		10000

A15.03.003	()		3500
A16.08.017.001		1	30000
A16.08.017.001		2	37000
A16.08.017.001		3	42000
A16.08.035	(3)		35000
A16.08.002		1	32000
A16.08.002		2	38000
A16.08.002		3	42500
A16.08.001		2	37500
A16.08.001		3	42500
			5000
A16.08.064		1	18500
A16.08.064		2	23500
A16.08.064		3	28500
A16.08.014		2	15000
A16.08.014		3	25000
A11.25.006			3000
A17.30.021			6000
A11.08.022			2500
A11.07.022			300
A15.01.002			1000
A16.08.006.001			2500
A12.25.006			300
A11.25.003.001			800
A16.01.017.001		1	3300
A16.08.007			2500
A16.08.011			2500
A16.25.011			2000
A16.08.035	(1)		5000
A16.08.035	(2)		20000
A16.08.008.004	(1)		15000
A15.03.003	()		5000
A16.27.003.001		(1	38000
A16.27.003.001		(2	45000
A16.27.003.001		(3	50000
A16.25.042		(1)	3000
A16.25.042		(2)	5000
A16.25.042		(3)	7000
A16.08.008.004	(2)		35000
			781
) ; , ; (; ; -			2420

A04.12.014		900
	()	1300
A04.12.003.001 ()		900
A04.12.002.002		1100
A04.12.002.001		2000
A04.12.002		1800
A04.12.002.003		1000
A04.12.001		1000
A04.12.001.001		1100
A04.12.001.002		600
	()	1500
A04.12.014		900

A04.22.001		500
		700
		800

A04.16.001 (, , ,)		1100
(,) , , ,		1800
A04.14.001		700
A04.14.002		500
A04.14.002.001		650
A04.06.001		500
A04.15.001		500
A04.18.001		500

A04.28.002.001		800
A04.22.002		400
A04.28.001		700
A04.28.002.001		600
A04.28.002.005		600
A04.28.002.003		500

A04.28.003		700
------------	--	-----

A04.10.002 (+)		1650
------------------	--	------

A04.01.001 ()		750
A04.09.001		600
A04.06.003		600
A04.18.001		500

A04.06.002		800
------------	--	-----

A04.06.002			800
A04.06.002			600
A04.06.002	/		600
A04.06.002			600
A04.06.002			600
A04.06.002	, /	, , , ,	1900
A04.21.001			700
A04.20.001	()		850
A04.20.002	()		850
A04.20.002.001 ()			950
A04.20.002	()		700
A04.23.001 (+)	()		900
A04.23.001	()	()	700
A04.03.001	1		700
A04.07.002			600
A04.08.001	(4-5)		500
A04.04.001.001	(1)		600
A04.03.001			600
A04.04.001	(- / -)		450
B01.059.001	(,) -		1400
B01.059.002	(,) -		1200
A03.08.004.002			6900
A16.30.074			4400
B01.059.001	(,) -	()	800
()			
A03.16.001	()		2300
A11.16.002	- ()		900
	IgA Helicobacter pylori)		850
A26.19.098	Helicobacter pylori ()		870
A11.16.002		/	1040
	Helicobacter pylori IgG (-)		3220
A11.16.002	()		400
A03.16.001.005	()		2900
			2000
A11.16.001	()		400
A11.16.003	()		400
A03.16.001.001			4900
A03.16.001.004			2400
A11.16.010			1100

A16.12.020.002		4900
A16.16.041.001		6500
A16.16.041.003		5000
A16.16.048		5000
A03.08.003		1100
A16.16.052 (1)		6700
A16.16.052 (1 2)		7900
A16.16.052 (2 5)		9900
A11.16.002 OLGA/OLGIM)	(c	7000

A03.18.001.001		2600
A03.19.002		1800
A11.18.001	()	400
A11.19.001 ()		400
A11.19.002)	(400
A16.18.019.001	(1)	6900
A16.18.019.001	(1 2-)	8100
A16.18.019.001	(2-)	10900
A03.18.002		11900
A03.19.004		3100


A03.09.001		2900
A03.08.001.001	()	2600
A11.07.016.001)	(400
A11.08.003.001 ()		400
A11.08.008.001 ()		400
A11.08.012.001 ()		400
A03.09.002		2900
A03.09.003		3300
A03.16.002		500
A03.30.006.001		2900
A11.09.008		400
A11.09.006		3000

	()	1400
	()	1200


B01.027.001	(,) -	1400
B01.027.002	(,) -	1200

			2100
(60)			
Check-Up	45		12300
Check-Up	40		14500
Check-Up	45		17100
Check-Up	40		18700
Check-Up (-)"	"	40	8600
Check-Up (-)"	"	40	10700
"	" (;	;	2990
)	" (+		1600
)			
+	+	+	7500
B01.004.001	(,) -		1400
B01.004.002	(,) -		1200
A11.12.003.001	()		400
A11.12.003	() (1		250
A11.01.002			170
A11.02.002	(1		200
A11.16.010			1100
	()	2 .(1)	200
)	()	4 (1	100
)	()	5 (1	100
)	()	30 /1 (1	50
100 (1)	()	5 /	450
		5 / (1)	50
		50 / (1)	50
	()	10 (1)	230
	()	5 (1)	300
		2 .(1)	200
)	()	5 (1	120
		20(1)	30
		1.0(1)	15
		1,5% 200 (1)	200
		2 (1)	25
		5 (1)	150
	()	(1)	100
		50 / 2 (1)	1115

		400 (1)		450
		50 (1)		5
		50 (1)		5
			5% (1)	5
		40 / 5 (1)		160
		1000 /4 (1)		130
		2 (1)		65
		8 (1)		390
			1 (1)	260



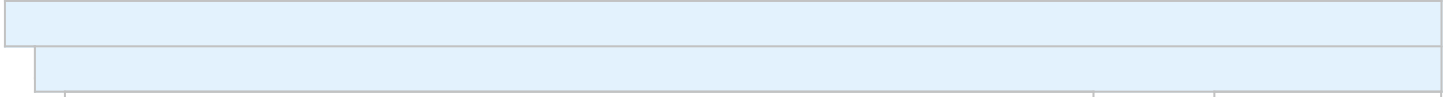
	()			1400
	()			1200




B01.008.001	(,)	-		1400
B01.008.002	(,)	-		1200



B01.023.003	-	(1200
3-)			
B01.058.006	-	(1200
3-)			
B01.047.009	-	(1200
3-)			
B01.001.007	-	-	' (1200
	3)			
B01.057.005	-	(1200
	3)			



B01.003.001	()	-	-	1300
B01.003.002	()	-	-	950



B01.003.004.009		(30)		5500
B01.003.004.009		(1)		10000
B01.003.004.012			30	6500
B01.003.004.012			1	12000
B01.003.004.007		(1)		12000
B01.003.004.007		(2)		13000
B01.003.004.008	-		1	11900
B01.003.004.008	-		2-	16000
B01.003.004.010			(1)	13000
B01.003.004.010			(2)	15000
B01.003.004.009			(2-	13500
B01.003.004.006		(30)		8000
B01.003.004.006		(1)		12000

B01.003.004.006	(2)	13000
B01.003.004.008	- (30)	7000
B01.003.004.010	(30)	7000
B01.003.004.012	(30)	6000
B01.003.004.012	(1)	12000
B01.003.004.012	(2)	13000
B01.003.004.011	(30)	6000
B01.003.004.011	(1)	11000
B01.003.004.011	(2)	15000
B01.003.004.009.001	(30)	4500
B01.003.004.009.001	(1)	7000
B01.003.004.009.001	(2-	8000
B01.003.004.009.001	(2-	10000
B01.003.004.009.001	()	3700
B01.003.004.009.001	()	4900
B01.003.004.009.001	(+)	7100
B01.003.004.007	(30)	5500
A16.09.011	(1)	1000
A16.09.011	(12)	7000
B01.003.004.001		1000
B01.003.004.009	(3-	15000
B01.003.004.009	(3-	20000
B01.003.004.007	(3-	15000
B01.003.004.007	(3-	20000
B01.003.004.006	(3-	15000
B01.003.004.006	(3-	20000
B01.003.004.008	- (3-	15000
B01.003.004.008	- (3-	20000
B01.003.004.010	(3-	17000
B01.003.004.010	(3-	22000
B01.003.004.012	(3-	16000
B01.003.004.012	(3-	21000
B01.003.004.011	(3-	16000
B01.003.004.011	(3-	21000

B01.003.003	- -	5000
		3000
B01.001.007	- - , ()	1500
B01.001.007	- - ,	5000
B01.057.005	-	5000
B01.028.003	-	5000
B01.047.009	-	5000
B02.001.001		1100

B02.003.001			2500
B02.003.002			2500
B02.003.004			3000
B02.003.005			3000
B02.004.001			1900
B02.007.001			3000
B02.008.001			3000
B02.015.002			3000
B02.018.001			1200
B02.018.001			1200
B02.029.001			1200
B02.057.001			1200
B02.070.001			3000
B03.003.006			1200

B01.018.001	(,) -		1400
B01.018.002	(,) -		1200

A16.19.003.001	(, 1)		6500
A16.19.013.002	() 1		3100
A11.30.005) 1	(1500
A11.30.005) 2	(2100
A16.19.018			25000
A16.19.033 (1)			2100
A16.19.024			5900
A16.19.034			15000
A03.19.002			1800
A03.19.001			1100
A16.19.040			1500
			600
	/		700
A16.19.017			6100
A16.19.017			10000
A16.01.017	1		8600
A16.01.017	2		11600
A16.01.017	3		15100
A16.19.044		(1)	7000
A14.19.002			700
A16.19.034	- 1		15000
A16.19.034	- 2		20000

A16.19.034	- 3		29900
A15.19.001			700
A16.19.003.001	(1)		14100
A16.19.003.001	(2)		19100
A16.19.041	1		13900
A16.19.041	2		17900
A16.19.033 () 1			6300
A16.19.033 () 2			9300
A16.19.024 () 1			21000
A16.19.024 () 2			25000
A16.19.024 () 3			29000
A16.19.013	1		28500
A16.19.013	2		33900
A16.19.013	3		52100
A16.19.010	1		22100
A16.19.010	2		26100
A16.19.010	3		39100
	"A" "M",	"A1" "B1"	1300
-	"A" "M", ()	"A1" "B1"	1700
	"B" "BE",	"B1" ()	1300
("B" "BE",	"B1" ()	1700
B01.050.001	(,) - -		1400
B01.050.002	(,) - -		1200
A11.04.003			1100
A11.04.004			1200
A15.02.001			500
A15.03.001			500
A15.03.003			700
A15.03.003.002			600
A15.03.007			600
A15.03.009			700
A15.03.010 ()			500
A15.03.010.001			600
A15.04.001 ()			700

A16.02.007	()	29900
A16.02.008	()	29900
A16.02.009		26000
A16.03.034		2600
A16.04.003		23000
A16.04.018		3100
A16.30.032		1300
A16.30.032		1500
A16.30.032		1900
A16.30.032		2400

B01.013.001	(,) - (60)	2000
B01.013.002	(,) - (60)	1900
B01.013.002	(,) - (60)	2500

A05.30.014		900
------------	--	-----

		18411
24		13092
25		33715
I-III		61957
(,) -		1400
/	()	1400
(PAPP-A)		1400
		200
I		2200
II		1500
		1000
III		2000

		150
--	--	-----

()

IgG4- (Diagnosis of Autoimmune Pancreatitis and other IgG4-Related Diseases)		1837
Ig () (Anti-ndomysial antibodies, Anti-EMA, Ig)		1430
IgG () (Anti-Sacch romyces Cerevisiae Antibodies, ASCA, IgG)		1232
IgA IgG (Anti-Intestinal Goblet Cells Antibodies, GAB, IgA, IgG, Total)		1199
Ig () (Anti-Sacch romyces Cerevisiae Antibodies, ASCA, IgA)		1232
, IgG IgA (Autoantibodies against Exocrine Pancreas, Pancreatic Antibodies, PAB)		1199
IgG (Anti-Deaminated Gliadin Peptide, Anti-DGP, IgG)		781
, IgG		2189

Anti-tTG, tTGA, IgA)	Ig (Anti-Tissue Transglutaminase Antibodies,	1122
Anti-tTG, tTGA, IgG)	IgG (Anti-Tissue Transglutaminase Antibodies,	1122
Total)	IgA IgG (Anti-Reticulin Antibodies, ARA, IgA, IgG,	1276
Antibodies, ANCA, IgA)	Ig () (Anti-Neutrophil Cytoplasmic	1232
Antibodies, IgG)	IgG (Anti-Intrinsic Factor, IFAb, Intrinsic Factor	1650
(Anti- ndomysial ntibodies, Anti-EMA, IgA, IgG, Total)	IgA IgG (,),	1276
Parietal Cell Antibodies, GPA, Anti- arietal cell antibodies, APCA, IgA, IgG, IgM, Total)	IgA, IgG, IgM (), (Gastric	1518
(Anti-GP2)	IgG IgA GP2	1980
Anti-DGP, IgA)	Ig (Anti-Deaminated Gliadin Peptide,	781
BHD, Gene FLCN, Mut.)	(). FLCN, . (Birt-Hogg-Dube Syndrome,	51348
Mut.)	(- -) II. MFN2, . . (Charcot-Marie-Tooth Disease Type 2A1, Gene MFN2, Freq.	5148
	, 4 TBP, . .	3410
	, N1, . .	3410
(Arthrogryposis Distal Type 2A, Gene MYH3, Freq. Mut.)	(- -). MYH3, .	9999
Disease Type 1B, Genes NDRG1, SH3TC2, Mut.)	(- -) I. NDRG1 SH3TC2, . . (Charcot-Marie-Tooth	5148
A taxia, Gene ATXN8, Freq. Mut.)	ATXN8, . . (Spinocerebellar	5148
	(, , ,). TAZ, . (Left Ventricular Non-Compaction, LVNC, Gene TAZ, Mut.)	25707
	MVK, . (Mevalonic Aciduria, Gene MVK, Mut.)	42801
(Mandibuloacral Dysplasia, Exons 8, 9 Gene LMNA, Mut.)	8, 9 LMNA,	7161
Atrophy, SMA, Type I, II, III, IV (copy Number Variation SMN2))	I, II, III, IV (SMN2) (Spinal Muscular	16577
	CHRNA9, . (Escobar Syndrome, Gene CHRNA9, Mut.)	34254
	BSCL2, . (Silver Syndrome, Gene BSCL2, Mut.)	29975
Hemophagocytic Lymphohistiocytosis, Gene STX11, Mut.)	STX11, . (Familial	14267
-1- , SERPINA1, . .		2035
(Spinal Muscular Atrophy, SMA, Type I, II, III, IV, Gene SMN1, Mut. (Only Presence One Gene Copy))	I, II, III, IV. SMN1, . (34254
Mut.)	CINCA, NLRP3 . (Chronic Infantile Neurologic Cutaneous Articular, Gene NLRP3,	51348
	TBX3, . (Pallister W Syndrome, Gene TBX3, Mut.)	29975
(Oculopharyngeal Muscular Dystrophy, OPMD, Gene RABPN1, Freq. Mut.)	RABPN1, . .	5148
(Gerstmann-Straussler Disease, Gene PRNP, Mut.)	PRNP, .	14916
(Bloch-Sulzberger Syndrome, Familial Incontinentia Pigmenti, Gene IKBKG, Freq. Mut.)	(- -). IKBKG, . . (Bloch-Sulzberger Syndrome, Familial Incontinentia Pigmenti, Gene	5148
	GJB2	11264
(3)	NS3, NS5A NS5B	12837
	RAB27A, . (Griscelli Syndrome, Gene RAB27A, Mut.)	21428
Angioedema Type I, Gene C1NH, Mut.)	C1NH, . (Hereditary	29975

(Charcot-Marie-Tooth Disease Type 1B, Gene 22, Mut.)	17523
HRAS, (Costello Syndrome, Gene HRAS, Mut.)	7161
RMRP, (Metaphyseal Chondrodysplasia, McKusick Type, Gene RMRP, Mut.)	7161
MEFV, (Familial Mediterranean Fever, FMF, Gene MEFV, Mut.)	41525
SBDS1, (Shwachman-Diamond Syndrome, Gene SBDS1, Freq. Mut.)	7161
HLA-A29	3300
ACVR1, « » (Fibrodysplasia Ossificans Progressiva, FOP, Gene ACVR1, without Hot-Point Mut.)	29975
EDNRB, (Waardenburg-Shah Syndrome, Gene EDNRB, Mut.)	29975
ERCC6, (Cockayne Syndrome, Gene ERCC6, Mut.)	94083
SLC26A2, (Diastrophic Dysplasia, Gene SLC26A2, Mut.)	25707
B1. ROR2, (Brachydactyly Type B1, Gene ROR2, Mut.)	14267
(). GLI3, (Greig Syndrome, Gene GLI3, Mut.)	76989
	8910
EGR2, (Charcot-Marie-Tooth Disease Type 1B, Gene EGR2, Mut.)	17160
7 9 FGFR2, (Crouzon Syndrome, Exons 7, 9 Gene FGFR2, Mut.)	9999
- a - a (). ENG, (Rendu-Osler-Weber Disease, Gene ENG, Mut.)	38522
NDP, (Familial Exudative Vitreoretinopathy, FEVR, Gene NDP, Mut.)	11264
LMNA, (Familial Partial Lipodystrophy 2, Gene LMNA, Mut.)	42801
(). LMX1B, (Nail-Patella Syndrome, NPS, Onychoosteodysplasia, Gene LMX1B, Mut.)	29975
SGCE, (Myoclonic Dystonia, Gene SGCE, Mut.)	51348
ATP7B, (Wilson Disease, Gene ATP7B, Freq. Mut.)	10285
, NGF (Hereditary Sensory and Autonomic olynuropathy, Gene NGF, Mut.)	17160
« » ALMS1, « » (Alstrom syndrome, Gene ALMS1, Hot-Point Mut.)	14267
(). TCOF1, (Treacher-Collins Syndrome, Franceschetti-Klein Syndrome, Mandibulofacial Dysostosis without Limb Anomalies, Gene TCOF1, Mut.)	94083
GJB3, (Erythrokeratoderma, Gene GJB3, Mut.)	11264
, GLA,	10120
« » TRPV4, « » (Distal Spinal Muscular Atrophy Congenital Non-Progressive, Gene TRPV4, Hot-Point Mut.)	14267
SLC22A5, (Systemic Primary Carnitine Deficiency, SPCD, Carnitine Deficiency Systemic Primary, CDSP, Gene SLC22A5, Mut.)	42801
FXN, (Friedrich A taxia, Gene FXN, Freq. Mut.)	9020
(,). EMG1, (Bowen Conradi Syndrome, BCS, Gene EMG1, Mut.)	17160
, 3 (Leber Hereditary Optic Neuropathy, LHON, Mitochondrial DNA, 3 Freq. Mut.)	5148
(). BCS1L, (Bjomstad Syndrome, Gene BCS1L, Mut.)	17523
TWIST1, (Saethre-Chotzen Syndrome, Gene TWIST1, Mut.)	14916
(- -) II. GDAP, (Charcot-Marie-Tooth Disease Type 2A1, Gene GDAP, Mut.)	25707

COMP, Freq. Mut.)	COMP, . . . (Pseudoachondroplasia, Gene	6820
Gene NPHS1, Mut.)	NPHS1, . . (Nephrotic Syndrome Type 1, NPHS1,	76989
Mut.)	FGFR3, . . . (Achondroplasia, Gene FGFR3, Freq.	12056
Syndrome, FCAS, Gene NLRP3, Mut.)	NLRP3 . . (Familial Cold Autoinflammatory	51348
	(. . .) I.	17160
DLL3, Mut.)	DLL3, . . (Spondylocostal Dysostosis, Gene	29975
	NPHP1, . . (Nephronophthisis 1, NPHP1, Gene NPHP1, Mut.)	17006
Muscular Dystrophy, Gene FHL1, Mut.)	FHL1, . . (Emery-Dreifuss	34254
Dihydrate, CPPD, Gene ANKH, Mut.)	ANKH, . . (Chondrocalcinosis, Calcium Pyrophosphate	51348
MULIBRAY. Mut.)	TRIM37, . . (Muscle-Liver-Brain-Eye, Gene TRIM37,	9999
(Leber Hereditary Optic Neuropathy, LHON, Mitochondrial DNA, 12 Freq. Mut.)	, 12 . . .	14267
Ataxia, Gene ATXN7 Freq. Mut.)	ATXN7, . . . (Spinocerebellar	5148
	IGHMBP2, . . (Distal Spinal Muscular Atrophy 1, DSMA1, Gene IGHMBP2, Mut.)	64163
RP2, Mut.)	RP2, . . (Retinitis Pigmentosa, Gene	21428
Syndrome, Type VI, Gene PLOD, Freq. Mut.)	PLOD, . . . (Ehlers-Danlos	10285
(Aarskog-Scott Syndrome, Faciodigitogenital Syndrome, Faciogenital Dysplasia, Gene FGD1, Mut.)	FGD1, . .	62722
Spinal and Bulbar Muscular Atrophy, Gene AR, Freq. Mut.)	AR, . . . (Kennedy	5148
	PCSK9	11682
	(X)	6369
	/ , FMR1, . . .	3410
Mut.)	GLI3, . . (Pallister-Hall Syndrome, Gene GLI3,	76989
ABS, Exon 9 Gene FGFR2, Mut.)	9 FGFR2, . . (Antley-Bixler Syndrome,	7161
(Pfeiffer Syndrome, Exons 7, 9 Gene FGFR2, Exon 7A Gene FGFR1, Mut.)	7, 9 FGFR2 7A FGFR1, . .	14267
	/	11803
(Familial Hemophagocytic Lymphohistiocytosis, Gene UNC13D, Freq. Mut.)	UNC13D, . . .	5148
(Autoimmune Lymphoproliferative Syndrome, ALPS, Gene TNFRSF6, Mut.)	TNFRSF6, . .	34254
(Familial Meddulary Thyroid Cancer, Exons 5, 8 Gene RET, Mut.)	5, 8 RET, . .	9999
Syndrome, Gene SBDS, Mut.)	SBDS, . . (Shwachman-Diamond	21428
Mut.)	KCNJ2, . . (Andersen-Tawil Syndrome, Gene KCNJ2,	17523
	(1-).	12056
ABCA4, Freq. Mut.)	ABCA4, . . . (Stargardt Disease 1, STGD1, Fundus Flavimaculatus Included, Gene	
	CHM, . . (Choroideremia, CHM, Gene CHM, Mut.)	64163
		7590
WWS, Gene FKRP, Mut.)	(). FKRP, . . (Walker-Warburg Syndrome,	14916
Syndrome with Acanthosis Nigrigan, CAN, Exon 10 Gene FGFR3, Mut.)	10 FGFR3, . . (Crouzon	7161
Agammaglobulinemia, XLA, Gene BTK, Mut.)	BTK, . . (X-Linked	76989
	D- ().	94083
	PHEX, . . (Hypophosphatemic Vitamin D-Resistant Rickets, Gene PHEX, Mut.)	

Progressive, Gene GRN, Mut.)	GRN, . (Aphasia Primary	25707
	XK, . (McLeod Syndrome, Gene XK, Mut.)	17160
(Testicular Feminization Syndrome, Gene AR, Mut.)	AR, .	42801
Ectodermal Dysplasia, Gene EDA, Mut.)	EDA, . (Anhidrotic	34254
UPK3A, Mut.)	UPK3A, . (Renal Hypodysplasia, Aplasia 1, Gene	25707
Mut.)	PAH, . . (Phenylketonuria, PKU, Gene PAH, Freq.	17006
« . » . . (Optic Atrophy With Or Without Deafness, Ophthalmoplegia, Myopathy, Ataxia And Neuropathy, Gene OPA1, Hot-Point Mut.)	OPA1,	9999
Dominant, SCN1, Gene ELA2, Mut.)	ELA2, . (Neutropenia Severe Congenital 1 Autosomal	21428
	APOB100	4818
(Congenital Insensitivity To Pain With Anhidrosis, CIPA, Gene NTRK1, Mut.)	NTRK1, .	51348
Epiphyseal Dysplasia, MED, Gene COMP, Freq. Mut.)	COMP, . . (Multiple	6820
PHOX2B, . . (Congenital Central Hypoventilation Syndrome, CCHS, Gene PHOX2B, Freq. Mut.)	() .	5148
(Genes CFTR, GJB2, PAH, SMN))	(CFTR, GJB2, PAH, SMN) (Main Hereditary Diseases	21142
Gene DMPK, Freq. Mut.)	DMPK, . . (Myotonic Dystrophy 1,	5148
	GJB1, . (Charcot-Marie-Tooth Disease Type 1B, Gene GJB1, Mut.)	9999
ongenital Ichthyosis, ARCI 1, All Known Mutations, Gene TGM1, Mut.)	TGM1, . (Autosomal Recessive	42801
Motor Neuropathy, DHMN, Gene BSCL2, Mut.)	BSCL2, . (Distal Hereditary	29975
Mut.)	ZEB2, . (Mowat-Wilson Syndrome, Gene ZEB2,	64163
(Phosphoribosylpyrophosphate Synthetase Superactivity, PRS Superactivity, Gene PRPS1, Mut.)	PRPS1, .	29975
(Albinism oculocutaneous, Hermansky-Pudlak type, Gene HPS1, Freq. Mut.)	HPS1, . .	9999
	/	23540
(Klippel-Feil Syndrome, Gene GDF6, Mut.)	GDF6, .	14916
. (Cranio metaphyseal Dysplasia, Gene ANKH, Hot-Point Mut.)	ANKH, « . » .	9999
(Nonbullous Congenital Ichthyosiform Erythroderma, NBCIE, Gene TGM1, Mut.)	TGM1, .	42801
PRNP, Mut.)	PRNP, . (Creutzfeldt-Jakob Disease, Gene	14916
Gene CRYBA4, Mut.)	CRYBA4, . (Microphthalmia with Cataract,	25707
	:	7590
(TNF-Receptor-Associated Periodic Syndrome, TRAPS, Gene TNFRSF1A, Mut.)	TNFRSF1A, .	25707
Cerebelloparenchymal Disorder IV, CPD IV, Classic Joubert Syndrome, Joubert Syndrome type A, Joubert-Boltshauser Syndrome, Pure Joubert Syndrome, Gene NPHP1, Mut.)	NPHP1 (Joubert Syndrome,	17006
	, CYB5R3 . . (Methemoglobinemia, Gene CYB5R3, Freq. Mut.)	5148
Mut.)	IT15, . . (Chorea Huntington, Gene IT15, Freq.	5148
Syndrome, Type 1, SGBS1, Gene GPC3, Mut.)	GPC3, . (Simpson-Golabi-Behmel	34254
III, Gene OPA3, Mut.)	OPA3, . (3-Methylglutaconic Aciduria Type	11264
. (X-Linked Lymphoproliferative Syndrome, XLP, Gene XIAP, Mut.)	(), XIAP	34254

FMF, Gene MEFV, Freq. Mut.)	MEFV, . . (Familial Mediterranean Fever,	9977
Gene SRY, Mut.)	SRY, . (Disorders Sex Determination,	7161
Dysplasia, Gene GJB6, Mut.)	GJB6, . (Hidrotic Ectodermal	11264
- congenital 1, NYS1 X-Linked, Gene FRMD7, Mut.)	FRMD7, . (X-Linked Nystagmus	51348
Mut.)	ALX4, . (Parietal Foramina, PFM, Gene ALX4,	17160
WAS, Gene WAS, Mut.)	WAS, . (Wiskott-Aldrich Syndrome,	29975
, . (Emery-Dreifuss Muscular Dystrophy, X-Linked Gene Emerine, Mut.)		14916
Enteropathica, Gene SLC39A4, Mut.)	SLC39A4, . (Acrodermatitis	34254
22, . (Hereditary Neuropathy with Liability to Pressure Palsies, HNPP, Gene 22, Mut.)		17523
(. (Osteopetrosis Autosomal Recessive 1, OPTB1, Gene TCIRG1, Freq. Mut.)	TCIRG1,	5148
SCN4A, . (Hypokalemic Periodic Paralysis Type 1, Exons 12, 18, 19 Gene SCN4A, Mut.)	12, 18 19	14267
Mut.)	FLG, . (Ichthyosis Vulgaris, Gene FLG, Freq.	9999
	LDLR	12837
-IgD Mut.)	CD40LG, . (Hyper-IgD Syndrome, Gene CD40LG,	42801
IA, Gene TYR, Mut.)	TYR, . (Albinism Oculocutaneous Type	21428
Dystrophy-Dystroglycanopathy, Gene FKR1, Freq. Mut.)	FKR1, . . (Muscular	7876
Fundus Flavimaculatus Included, Gene ABCA4, Freq. Mut.)	ABCA4, . . (Stargardt Disease 1, STGD1,	12056
(Spondyloepiphyseal Dysplasia Tarda, SEDT, Gene TRAPPC2, Mut.)	TRAPPC2, .	17160
Pneumothorax, PSP, Gene FLCN, Mut.)	FLCN, . (Primary Spontaneous	51348
, NBN . . (Nijmegen Breakage Syndrome, NBS, Gene NBN, Freq. Mut.)		5148
PAX3, Mut.)	PAX3, . (Waardenburg Syndrome, WS, Gene	34254
Dystrophy Limb-Girdle Type 2A, Gene FKR1, Mut.)	FKR1, . (Muscular	14916
	CTSK, . (Pyknodysostosis, PKND, Gene CTSK, Mut.)	25707
	PAH, . (Phenylketonuria, PKU, Gene PAH, Mut.)	51348
Syndrome, Gene DHCR7, Mut.)	DHCR7, . (Smith-Lemli-Opitz	38522
	CFTR, . . (Cystic Fibrosis, Gene CFTR, Freq. Mut.)	17006
		8800
	NOTCH3	12320
Muscular Dystrophy, X-Lyonization, Girls)	(Duchenne	8030
GDF6, Mut.)	GDF6, . (Microphthalmia Isolated 4, Gene	14916
		7590
SPM, Gene FHL1, Mut.)	FHL1, . (Scapuloperoneal Myopathy,	34254
Hemophagocytic Lymphohistiocytosis, Gene PRF1, Mut.)	PRF1, . (Familial	21428
Gene PRNP, Mut.)	PRNP, . (Fatal Familial Insomnia, FFI,	14916
	EXT1, . (Multiple Exostoses, Gene EXT1, Mut.)	51348
Myoclonic Epilepsy 1A Unverricht and Lundborg, Gene CSTB, Freq. Mut.)	CSTB, . . (Progressive	5148

ACVR1, « . . . » . . . (Fibrodysplasia Ossificans Progressiva, FOP, Gene ACVR1, Hot-Point Mut.)	17160
, 2, JPH3, . . .	3410
(X-Linked Severe Combined Immunodeficiency, Gene IL2RG, Mut.)	17160
- NLRP3 . (Muckle-Wells Syndrome, MWS, Gene NLRP3, Mut.)	51359
Elasticum, Gene ABCC6, Freq. Mut.)	7161
, CYB5R3 . (Methemoglobinemia, Gene CYB5R3, Mut.)	34254
Hypertension 1, PPH1, Gene BMPR2, Mut.)	64163
FXN, . (Friedrich Ataxia, Gene FXN, Mut.)	21428
NDP, . (Norrie Disease, Gene NDP, Mut.)	11264
(Nonbullous Congenital Ichthyosiform Erythroderma, NBCIE, Gene LOX12B, Mut.)	42801
Cardiomyopathy, Gene TNNT2, Mut.)	51348
(Primary Open Angle Glaucoma 1A, POAG 1A, Gene CYP1B1, Mut.)	17523
FLT4, . (Lymphedema, Gene FLT4, Mut.)	111177
Thrombocytopenia, CAMT, Gene MPL, Mut.)	34254
Dystrophy Limb-Girdle Type 2A, Gene SGCB, Mut.)	25707
Hypodysplasia, Aplasia 1, Exons 10, 11, 13, 14, 15 Gene RET, Mut.)	21428
Heteroplasia, POH, Gene GNAS, Mut.)	38522
(), SOD1, .	7370
, 1, TOR1A (DYT1), . . .	3410
Syndrome, PPS, Gene IRF6, Mut.)	38522
PTEN, Mut.)	38522
Dystrophy-Dystroglycanopathy, Gene FKRP, Mut.)	14916
Syndrome, Gene PTEN, Mut.)	38522
VHL, . (Autosomal Recessive Erythrocytosis, Gene VHL, Mut.)	14916
disease type 1A (CMT1A))	16577
Gene ANKH, Mut.)	51348
Disease, CGD, Gene CYBB, Mut.)	51348
Syndrome, Gene LMNA, Mut.)	42801
(Crigler-Najjer Syndrome, Gene UGT1, Mut.)	21428
MECP2, . (Retts Syndrome, Gene MECP2, Mut.)	21428
HLA B51	3300
Analysis Gene SRY, Mut.)	5148
Dystrophy Limb-Girdle Type 2A, Gene SGCA, Mut.)	25707
NEFL, . (Charcot-Marie-Tooth Disease Type 2A1, Gene NEFL, Mut.)	25707
TNFRSF6, « . . . » . . . (Autoimmune Lymphoproliferative Syndrome, ALPS, Gene TNFRSF6, Hot-Point Mut.)	7161
-IgD « . . . » MVK, « . . . » . . . (Hyper-IgD Syndrome, Gene MVK, Hot-Point Mut.)	9999

Fukuyama-Type, Gene FKTN, Mut.)	FKTN, . (Muscular Dystrophy	51348
ESC (.) Syndrome, Goldmann-Favre Syndrome, Gene NR2E3, Mut.)	NR2E3, . (Enhanced S- one	25707
Mut.)	IRF6, . (Van der Woude Syndrome, Gene IRF6,	38522
Mut.)	RS1, . (Retinoschisis 1 X-Linked Juvenile, RS1, Gene RS1,	25707
Hemophagocytic Lymphohistiocytosis, Gene UNC13D, Mut.)	UNC13D, . (Familial	76989
(.) (Osteopetrosis Autosomal Recessive 1, OPTB1, Gene TCIRG1, Mut.)	TCIRG1, .	51348
1A Unverricht and Lundborg, Gene CSTB, Mut.)	CSTB, . (Progressive Myoclonic Epilepsy	14267
Mut.)	SH2D1A, . (X-Linked Lymphoproliferative Syndrome, XLP, Gene SH2D1A,	17160
Dystrophy, All Known Mutations, Gene BEST1, Mut.)	BEST1, . (Best Vitelliform Macular	42801
	TWIST1, . (Craniosynostosis Type 2, Gene TWIST1, Mut.)	14916
	MSX2, . (Craniosynostosis Type 2, Gene MSX2, Mut.)	11264
PRNP, . (Spongiform Encephalopathy with Neuropsychiatric Features, Gene PRNP, Mut.)		14916
Mut.)	KRT2, . (Ichthyosis Bullosa Of Siemens, Gene KRT2,	29975
RAB23, . (Carpenter Syndrome, Gene RAB23, Mut.)		29975
(Jackson-Weiss Syndrome, JWS, Exon 9 Gene FGFR2, Exon 7A Gene FGFR1, Mut.)	9 FGFR2 7A FGFR1, .	9999
Gene ABCC6, Mut.)	ABCC6, . (Pseudoxanthoma Elasticum,	119724
	4, SPAST (SPG4), . .	6930
VHL, . (Von Hippel-Lindau Syndrome, VHL, Von Hippel-Lindau Hereditary Cancer Syndrome, Gene VHL, Mut.)		14916
	HLA-Cw6	3300
		5599
Syndrome, AS, Gene FGFR2, Freq. Mut.)	FGFR2, . . (Apert	10285
	(. - LDLR, APOB, PCSK9)	9218
Epiphysial Dysplasia, MED, Gene SLC26A2, Mut.)	SLC26A2, . (Multiple	25707
	PRPS1, . (Art's Syndrome, Gene PRPS1, Mut.)	29975
(Nonbullous Congenital Ichthyosiform Erythroderma, NBCIE, Gene ALOXE3, Mut.)	(.) ALOXE3, .	64163
	PAX3, . (Craniofacial-Deafness-Hand Syndrome, CDHS, Gene PAX3, Mut.)	34254
Muscular Dystrophy, Gene LMNA, Mut.)	LMNA, . (Emery-Dreifuss	42801
VHL, . . (Autosomal Recessive Erythrocytosis, Gene VHL, Freq. Mut.)	(c .)	5148
(Keratitis-Ichthyosis-Deafness Syndrome, KID Syndrome, Gene GJB2, Mut.)	(.) GJB2, .	9999
« . » . . (Familial Partial Lipodystrophy 2, FPLD 2, Gene LMNA, Hot-Point Mut.)	« . » LMNA,	14267
	TAZ, . (Barth Syndrome, Gene TAZ, Mut.)	25707
(Cerebrooculofacioskeletal Syndrome, COFS Syndrome, Gene ERCC6, Mut.)	ERCC6, .	94083
	(. - -) VHL, . (Von Hippel-Lindau Syndrome, VHL, Von Hippel-Lindau Hereditary Cancer Syndrome, Gene VHL, Copy Number Variation Gene VHL, Mut.)	16577
	EXT2, . (Multiple Exostoses, Gene EXT2, Mut.)	64163
ANO5, SGCA	CAPN3, FKRP,	12056

CYP1B1, . (Primary Congenital Glaucoma 3A, PCG 3A, Gene CYP1B1, Mut.)		17523
(Normokalemic Periodic Paralysis, Exon 13 Gene SCN4A, Mut.)	13 SCN4A, .	7161
ATP7B, PNPLA3, SERPINA1, . . .		9240
GLI3, . (Polydactyly, Gene GLI3, Mut.)		76989
-IgM Mut.)	CD40LG, . (Hyper-IgM Syndrome, Gene CD40LG, Mut.)	21428
HPGD, . (Hypertrophic Osteoarthropathy, Primary, Autosomal Recessive, 1, Gene HPGD, Mut.)	()	29975
Gene CLCN1, Freq. Mut.)	CLCN1, . . . (Myotonia Congenita,	10285
, C9orf72, . . .		4620
And Diabetes Syndrome, Gene HNF1B, Mut.)	HNF1B, . (Renal Cysts	38522
SH3TC2, FIG4, FGD4 GDAP1, . . . (Charcot-Marie-Tooth Disease Type 1B, Gene GDAP1, Freq. Mut.)	(- -) I.	10285
Gene RPS6KA3, Mut.)	() RPS6KA3, . (Coffin-Lowry Syndrome,	94083
SHH, . (Polydactyly, Gene SHH, Mut.)		9999
, . PNPLA3, . . .		3190
TAR. TAR-Syndrome, Gene RBM8A, Mut.)	RBM8A, . (Thrombocytopenia-Absent Radius Syndrome,	25707
PTEN, . (Cowden Syndrome 1, Gene PTEN, Mut.)		38522
, 2, CNBP (ZNF9), . . .		3080
(Chondrodysplasia Punctata, CDP, Conradi-Hunermann Syndrome, Gene EBP, Mut.)	EBP, .	17160
Hemophagocytic Lymphohistiocytosis, Gene STXBP2, Mut.)	STXBP2, . (Familial	51348
()	LPIN1, . (Myoglobinuria Acute Recurrent	94083
Autosomal Recessive, Gene LPIN1, Mut.)		
Gene ADAMTSL2, Mut.)	ADAMTSL2, . (Geleophysic Dysplasia 1,	76989
(Neurodegeneration With Brain Iron Accumulation 1, Gene PANK2, Freq. Mut.)	PANK2, . . .	7161
GJB4, . (Erythrokeratoderma, Gene GJB4, Mut.)		9999
()	SLC26A2, . (Atelosteogenesis	25707
II, De la Chapelle Dysplasia, Gene SLC26A2, Mut.)		
DBA1, Gene RPS19, Mut.)	RPS19, . (Diamond-Blackfan Anemia 1,	21428
NPHS1, Gene NPHS2, Mut.)	NPHS2, . (Nephrotic Syndrome Type 1,	34254
IX, Mut.)	IX B, . (Hemophilia B, Gene Factor	29975
Syndrome, TRPS, Gene TRPS1, Mut.)	TRPS1, . (Trichorhinophalangeal	42801
Muscular Atrophy (SMA) with Diaphragmatic Paralysis, Gene IGHMBP2, Mut.)	IGHMBP2, . (Spinal	64163
Freq. Mut.)	FGFR3, . . . (Hypochondroplasia, Gene FGFR3,	12056
(1 , 1b)	NS3, NS5A NS5B	12837
. (Hyperkalemic Periodic Paralysis Type 2, Exons 13, 24 Gene SCN4A, Mut.)	13 24 SCN4A,	15697
DFNB1	GJB2	6820
MET		12331
(Hereditary Breast and/or Ovarian Cancer, HBOC (Genes BRCA1, BRCA2))	/ (BRCA1, BRCA2)	4785
POLE		8327
1 /19q		11165

		10010
Neoplasia Type 2B (Gene RET)	2B (RET) (Multiple Endocrine	5148
BRCA-	(BRCA1, BRCA2) (4290
(Hereditary Breast Cancer In Men: Cancer of Breast, Pancreatic, Prostate, Testicular Cancer (Genes BRCA1, BRCA2) (without Description))		
Medullary Thyroid Cancer (Exons 10, 11, 13, 14, 15 Gene RET)	(10, 11, 13, 14, 15 RET) (Familial	21406
Endocrine Neoplasia Type 2A (Exons 10, 11 Gene RET)	2A (10, 11 RET) (Multiple	9999
IDH2		11682
		23199
14	JAK2 (Quantification of wild-type and mutant allelic ratio of gene JAK2 617V/617F	8800
BRCA-	(BRCA1, BRCA2) (Hereditary Breast	4785
Cancer In Men: Cancer of Breast, Pancreatic, Prostate, Testicular Cancer (Genes BRCA1, BRCA2))		
MGMT		11682
PIK3CA		11682
228 250 TERT		8327
(Hereditary Breast and/or Ovarian Cancer, HBOC	(BRCA1, BRCA2) (4290
(Genes BRCA1, BRCA2) (without Description))		
IDH1		11682
A09.05.039	(, L- , +) (Lactate	165
Dehydrogenase, LDH)		
G6PD		3278
A09.05.042	(, , -)	165
(Alanine Aminotransferase, ALT, Serum Glutamic Pyruvic Transaminase, SGPT)		
A09.05.045	(?- ,) (lpha- milase, ?-Amylase)	231
A09.05.180	(P-) (Pancreatic ?-Amylase)	275
(S- , , II, S- ,)		253
(Cholinesterase, Pseudocholinesterase, PCHE)		
A09.05.046	() (Alkaline Phosphatase, ALP)	165
A09.05.173	() (Lipase)	319
() (Acid Phosphatase, ACP)		220
GGT	(,) (Gamma-Glutamyl Transferase,	165
A09.05.043	(, ,) (Creatine Kinase, CK, Creatine	264
Phosphokinase, CPK)		
A09.05.041	(, , -)	165
(Aspartateaminotransferase, AST, Serum Glutaminoxaloacetic Transaminase, SGOT)		
(Creatine Kinase-MB, CK-MB,	(- , - , -) (Creatine Kinase-MB, CK-MB,	341
Creatine Phosphokinase-MB, CPK-MB.)		
HLA-		
HLA II	(DRB1, DQA1, DQB1) (System Human Leukocyte	5841
Antigen (HLA) Class II, Typing (Genes DRB1, DQA1, DQB1))		
(Genotype of RH factor Definition (without Description))	(-)	9768
the fetus in the mother's blood)	Y- (Y-chromosome of	4510
(Rh factor Definition)		6820
(Plasminogen)		660
VIII () (Antihemophilic Globulin A, FVIII)	1133
A09.05.051.001 D-	(D-Dimer)	1133

A09.05.050	(Fibrinogen, FG)	231
A12.05.039	() () () (Activated Partial Thromboplastin Time, APTT)	165
	IX, % () « » Factor IX, Activity,% (Christmas Factor, anti-hemophilic globulin "B")	484
A12.05.027	() (Prothrombin, rothrombin Time, PT, International Normalized Ratio, INR)	253
A12.05.028	() (Thrombin Time, TT)	253
A09.05.029.001	() (Lupus Anticoagulant, LA)	803
	C, % (Protein C, % Activity)	1969
	- / (), Anti-Xa activity, IU/ml (Heparin concentration, IU/ml)	1837
	, % (Willebrand Factor, Antigen, %)	2233
A09.05.047	III, % (III, Antithrombin III, % Activity)	363
	S (Protein S, Free)	2442
	(Urine immunoglobulin free light chains (FLC) kappa and lambda)	1474
	(M-Gradient, Screening. Serum Protein Electrophoresis (SPEP), Immunofixation with Polyvalent Antiserum, Quantification of M-Protein (without Typing))	2376
	(Bence-Jones Protein, Urine, Electrophoresis, Immunofixation, Kappa/Lambda Typing, Quantification)	3300
A09.05.014	(Serum Protein Electrophoresis, SPE, SPE)*	275
	(M-Gradient, Typing. Serum Protein Electrophoresis (SPEP), Immunofixation with Antisera (IgG, IgA, IgM, Kappa, Lambda), Quantification of M-Protein)	4389
	(Cerebrospinal Fluid Concentration of Immunoglobulin Free Light Chains)	1738
	/	2156
	(Bence-Jones Protein, Urine, Immunofixation, Quantification)	2068
A09.05.011	(Albumin)	231
A09.05.010	(Protein Total)	165
A09.05.214	(Homocysteine)	1419
	(Urine Protein Electrophoresis)	1650
ImmunoCAP		
	(f216) IgE, ImmunoCAP	693
	(f33) IgE, ImmunoCAP	693
	, nArtv1 (w231) IgE, ImmunoCAP	2013
	(f9) IgE, ImmunoCAP	693
	(f260), IgE, ImmunoCAP (Broccoli, Brassica oleracea (f260), IgE, ImmunoCAP)	792
	(f26) IgE, ImmunoCAP	693
	() (i6) IgE, ImmunoCAP	693
	(f343), IgE, ImmunoCAP (Raspberry, Rubus idaeus, IgE, ImmunoCAP)	792
	(f35) IgE, ImmunoCAP	693
	, nGal d3 (f323) IgE, ImmunoCAP	913
	(Hollister-Stier) (hx2) IgE, ImmunoCAP	1375
	Candida albicans (m5) IgE, ImmunoCAP	693
	(i1) IgE, ImmunoCAP	693

(i3) IgE, ImmunoCAP	693
(c8) IgE, ImmunoCAP	693
(f95) IgE, ImmunoCAP	693
(f6) IgE, ImmunoCAP	792
(Saccharomyces cerevisiae) (f45) IgE, ImmunoCAP	693
, nGal d1 (f233) IgE, ImmunoCAP	913
, rAra h 2 (f423) IgE, ImmunoCAP	2013
, (e81) IgE, ImmunoCAP	693
/ D. pter nyssinus (d1) IgE, ImmunoCAP	693
, rBet v1/PR-10 (t215) IgE, ImmunoCAP	2013
(f23) IgE, ImmunoCAP	693
, nGal d2 (f232) IgE, ImmunoCAP	913
- , (nBos d5) (f77) IgE, ImmunoCAP	913
- (nBos d4) (f76) IgE, ImmunoCAP	913
(f92) IgE, ImmunoCAP	693
(f91) IgE, ImmunoCAP	693
, (e6) IgE, ImmunoCAP	693
, ImmunoCAP	3025
, rGly m 4/PR-10 (f353) IgE, ImmunoCAP	2013
, (e213) IgE, ImmunoCAP	693
(f75) IgE, ImmunoCAP	693
, (e1) IgE, ImmunoCAP	693
, rAra h 1 (f422) IgE, ImmunoCAP	2013
(Hollister -Stier) (h2) IgE, ImmunoCAP	693
c, rAra h 9 LTP (f427) IgE, ImmunoCAP	2013
, rCan f 1 (e101) IgE, ImmunoCAP	2013
(f83) IgE, ImmunoCAP	693
(w5) IgE, ImmunoCAP	693
Malassezia spp. (m227) IgE, ImmunoCAP	693
, rCan f 2 (e102) IgE, ImmunoCAP	2013
/ (k80) IgE, ImmunoCAP	693
(f31) IgE, ImmunoCAP	693
(f14) IgE, ImmunoCAP	693
(Greer Labs.) (h1) IgE, ImmunoCAP	693
c (k82) IgE, ImmunoCAP	693
Cladosporium herbarum (m2) IgE, ImmunoCAP	693
(w8) IgE, ImmunoCAP	792
(mx2) IgE, ImmunoCAP	1375
(f24) IgE, ImmunoCAP	693
, rPen a1(f351) IgE, ImmunoCAP	2013
(f209) IgE, ImmunoCAP	693
(i71) IgE, ImmunoCAP	693
(f2) IgE, ImmunoCAP	693
() (f55) IgE, ImmunoCAP	693
(f210) IgE, ImmunoCAP	693
(f13) IgE, ImmunoCAP	693

	, nArtv3 (w233) IgE, ImmunoCAP	2013
-5	, rTri a 19 (f416) IgE, ImmunoCAP	2013
	(fx15) IgE, ImmunoCAP	1375
	(e5) IgE, ImmunoCAP	693
	(fx73) IgE, ImmunoCAP	1375
	(fx5) IgE, ImmunoCAP	1375
	(w204) IgE, ImmunoCAP	792
	(f49) IgE, ImmunoCAP	693
	Penicillium notatum (P.chrysogenum) (m1) IgE, ImmunoCAP	693
	(f25) IgE, ImmunoCAP	693
	, rCyp c 1 (f355) IgE, ImmunoCAP	2013
	(i75) IgE, ImmunoCAP	693
	(gx1) IgE, ImmunoCAP	1375
	, rBet v2, rBet v4 (t221) IgE, ImmunoCAP	2013
	(f11), IgE, ImmunoCAP	693
	(m80) IgE, ImmunoCAP	693
	Phadiatop ImmunoCAP, IgE	1727
	, rPhl p1, rPhl p5 (g213) IgE, ImmunoCAP	2013
	(f302) IgE, ImmunoCAP	792
	(nBos d8) (f78) IgE, ImmunoCAP	913
	(mx1) IgE, ImmunoCAP	1375
	V (c2) IgE, ImmunoCAP	693
	(f227) IgE, ImmunoCAP	792
	(tx9) IgE, ImmunoCAP	1375
	(f12), IgE, ImmunoCAP (Pea, Pisum sativum, IgE, ImmunoCAP)	792
	(f20) IgE, ImmunoCAP	792
	() (f212), IgE, ImmunoCAP (Mushrooms, Agaricus hortensis, IgE, ImmunoCAP)	792
	/ D. farina (d2) IgE, ImmunoCAP	693
	(f88) IgE, ImmunoCAP	693
	(f94), IgE, ImmunoCAP (Pear, Pyrus communis, IgE, ImmunoCAP)	792
	(f17) IgE, ImmunoCAP	693
	(f4) IgE, ImmunoCAP	693
	(f208) IgE, ImmunoCAP	693
	, nBos d6 BSA (e204) IgE, ImmunoCAP	2013
	(f262), IgE, ImmunoCAP (Eggplant, Solanum melongena, IgE, ImmunoCAP)	792
	(f221), IgE, ImmunoCAP (Coffee, Coffea spp., IgE, ImmunoCAP)	792
	(f222) IgE, ImmunoCAP	792
	(wx1) IgE, ImmunoCAP	1375
	(f322) IgE, ImmunoCAP	792
	(f93) IgE, ImmunoCAP	693
	, rPhl p7, rPhl p12 (g214) IgE, ImmunoCAP	2013
	, rFel d1 (e94) IgE, ImmunoCAP	2013
	(f27) IgE, ImmunoCAP	693
	(f84) IgE, ImmunoCAP	693
	, nGal d4 (k208) IgE, ImmunoCAP	913
	, nAmb a1 (w230) IgE, ImmunoCAP	2013

(w6) IgE, ImmunoCAP	693
(f48), IgE, ImmunoCAP (Onion, Allium cepa, IgE, ImmunoCAP)	792
G (c1) IgE, ImmunoCAP	693
(g6) IgE, ImmunoCAP	693
(t3) IgE, ImmunoCAP	693
, rFel d2 (e220) IgE, ImmunoCAP	2013
B (m81) IgE, ImmunoCAP	693
(f237), IgE, ImmunoCAP (Apricot, Prunus armeniaca, IgE, ImmunoCAP)	792
(f242), IgE, ImmunoCAP (Cherry, Prunus avium, IgE, ImmunoCAP)	792
Ig E ImmunoCAP	759
TSST (m226) IgE, ImmunoCAP	693
Alternaria alternata (m6) IgE, ImmunoCAP	693
Aspergillus fumigatus (m3) IgE, ImmunoCAP	693
(f47) IgE, ImmunoCAP	792
Phadiatop Infant ImmunoCAP, IgE	2189
, rAra h 3 (f424) IgE, ImmunoCAP	2013
(f1) IgE, ImmunoCAP	693
c (f7) IgE, ImmunoCAP	693
c, rAra h 8/PR-10 (f352) IgE, ImmunoCAP	2013
(f85) IgE, ImmunoCAP	693
, (f44) IgE, ImmunoCAP	693
(f225) IgE, ImmunoCAP	693
(i2) IgE, ImmunoCAP	693
(f300) IgE, ImmunoCAP	792
(f3) IgE, ImmunoCAP	693
, (e85) IgE, ImmunoCAP	693
, nCan f3 (e221) IgE, ImmunoCAP	2013
(w206) IgE, ImmunoCAP	792
Alternaria alternata, rAlt a 1 (m229) IgE, ImmunoCAP	2013
- HLA-B27 (Molecular Genetic Testing HLA-B27)	1705
Peptide, anti-CCP () (Anti- ydic Citrullinated IgG () (Anti- eratin ntibodies, AKA, Anti-Filaggrin ntibodies, AFA, IgG)	1452
, IgA (IgA; Rheumatoid Factor, RF, IgA)	2244
, IgA () (Synovial Fluid Smear, Crystals)	1232
() (Synovial Fluid Smear, Crystals)	1705
IgG (-M) (Anti-Mutated Citrullinated Vimentin Antibodies, Anti-MCV, Anti-Modified Citrullinated Vimentin Antibodies, Anti-Sa Antibodies, IgG)	1518
() (CMV DNA, Scrape of Nasal Epithelial Cells)*	275
(CMV DNA, Scrape of Faucial Epithelial Cells)*	275
(CMV DNA, Blood)*	418
(CMV DNA, Exudate)*	275
(CMV DNA, Serum)*	418
A IgM (Anti-CMV IgM)	539

Semen)*	(CMV DNA, Prostatic Fluid,	275
of Skin Epithelial Cells)*	(CMV DNA, Scrape	275
	(CMV DNA, Urine)*	275
(CMV DNA, Scrape of Urogenital Epithelial Cells)*		275
	(CMV DNA, Saliva)*	275
	(Cytomegalovirus, DNA)	407
Anti-CMV IgG		1144
A IgG	(Anti-CMV IgG)	396
DNA, Scrape of Conjunctiva Epithelial Cells)*	(CMV	275
Fluid)*	(CMV DNA, Cerebrospinal	275
	(Copper, random urine; Cu)	1298
(Cd)	(Cadmium (Cd), Urine)	1298
(Co)	(Cobalt (Co), Urine)	1298
(Tl)	(Thallium (Tl), Urine)	1298
(I)	(Iodine (I), Urine)	1298
(Mn)	(Manganese (Mn), Urine)	1298
(Fe)	(Iron (Fe), Urine)	1298
(Hg)	(Mercury (Hg), Urine)	1298
(Al)	(Aluminum (Al), Urine)	1298
	()	748
(Zn)	(Zinc (Zn), Urine)	1298
(Cu)	(Copper (Cu), 24-Hours Urine)	1298
(Ni)	(Nickel (Ni), Urine)	1298
(Se)	(Selenium (Se), Urine)	1298
	()	748
(Pb)	(Lead (Pb), Urine)	1298
(As)	(Arsenic (As), Urine)	1298
IgG	(Anti-Tetanus toxoid IgG)	990
	()	
(Ni)	(Nickel (Ni), Serum)	275
(Hg)	(Mercury (Hg), blood)	1298
	()	748
(As)	(Arsenic (As), Serum)	275
(Cd)	(Cadmium (Cd), Serum)	275
(Co)	(Cobalt (Co), Serum)	275
(Ni)	(Nickel (Ni), blood)	1298
(Zn)	(Zinc (Zn), blood)	1298
	(Iodine, serum)	275
(Au)	(Gold (Au), Serum)	275
(Cu)	(Copper (Cu), Serum)	275
	()	748
(Cu)	(Copper (Cu), blood)	1298

(Pb)	(Lead (Pb), lood)	1298
(Mn)	(Manganese (Mn), lood)	1298
(Zn)	(Zinc (Zn), Serum)	275
(Li)	(Lithium (Li), serum)	275
(Cd)	(Cadmium (Cd), lood)	1298
(Se)	(Selenium (Se), Serum)	275
(Se)	(Selenium (Se), lood)	1298
(Mn)	(Manganese (Mn), Serum)	275
(Co)	(Cobalt (Co), lood)	1298
	(3 , Reverse Triiodthyronine).	6567
(Tl)	(Thallium (Tl), Serum)	275
()	()	748
(Mo)	(Molybdenum (Mo), Serum)	275
quantitative))	ATM (FISH, .) (Analysis of ATM gene rearrangements (FISH,	10835
qualitative)	MPL, (Analysis of MPL gene mutations, PCR,	4829
(Analysis of BCL- 6 gene rearrangements (der(3)(q27)) on paraffin slides (FISH Histology, quantitative))	BCL- 6 (der(3)(q27)) (FISH, .)	14927
(PCR, qualitative))	MLL/AF4 -t(4:11) (, .) (Analysis of chimeric gene MLL/AF4 -t(4:11)	2486
rearrangements (der(3)(q27) (FISH, quantitative))	BCL- 6 (der(3)(q27)) (FISH, .) (Analysis of BCL- 6 gene	10835
chromosome 13 monosomy, deletion - (del(13), -13) (FISH, quantitative))	13 - (del(13), -13) (FISH, .) (Analysis of	10835
53 (FISH, .) (Analysis of 53 gene deletion (FISH, quantitative))	53 (FISH, .) (Analysis of 53 gene deletion (FISH, quantitative))	10835
translocation t(2;5)(p23;q35) on paraffin slides (FISH Histology, quantitative))	t(2;5)(p23;q35) (FISH, .) (Analysis of	14927
all specific aberrations on paraffin slides (FISH Histology, quantitative))	(FISH, .) (Analysis of	14927
translocation t(11;14)(q13;q32) on paraffin slides (FISH Histology, quantitative))	t(11;14)(q13;q32) (FISH, .) (Analysis of	14927
(FISH,quantitative))	t(11;14)(q13;q32) (FISH, .) (Analysis of translocation t(11;14)(q13;q32)	10835
-t(15;17) (PCR, qualitative))	PML/RAR? -t(15;17) (, .) (Analysis of chimeric gene PML/RAR?	2486
CBF?/MYH1- inv(16),t(16;16) (PCR, qualitative))	CBF?/MYH1- inv(16),t(16;16) (, .) (Analysis of chimeric gene	2486
quantitative))	12 (+12) (FISH, .) (Analysis of chromosome 12 trisomy (FISH,	10835
assessment of presence of gene JAK2 617F somatic mutation)	V617F 14 JAK2 (Qualitative	1947
(FISH, quantitative))	t(11;18)(q21;q21) (FISH, .) (Analysis of translocation t(11;18)(q21;q21)	10835
	(Karyotype, Hematologic Disorders, Peripheral Blood)	7722
53 (FISH, .) (Analysis of 53 gene deletion (FISH, quantitative))	53 (FISH, .) (Analysis of 53 gene deletion (FISH, quantitative))	10835
(IGH/MAFB) (FISH,quantitative))	t(14;16) (IGH/MAFB) (FISH, .) (Analysis of translocation t(14;16)	10835
type, PCR, qualitative)	BCR/ABL - t(9;22), BCR/ABL - . (Analysis of chimeric gene BCR-ABL - t(9;22), assessment of the BCR-ABL gene transcript	2486
12p (FISH, .) (Analysis of 12p deletion (FISH, quantitative))	12p (FISH, .) (Analysis of 12p deletion (FISH, quantitative))	10835
quantitative)	BCR-ABL (FISH, .) (Analysis of chimeric gene BCR-ABL, FISH,	10835
rearrangements on paraffin slides (FISH Histology, quantitative))	BCL2 (FISH, .) (Analysis of BCL2 gene	14927
quantitative))	PDGFR?(FISH, .) (Analysis of gene rearrangements PDGFR? (FISH,	10835

quantitative))	FGFR1 (FISH, .) (Analysis of gene rearrangements FGFR1 (FISH,	10835
t(1;19) (PCR, qualitative))	E2A/PBX1 - t(1;19) (, .) (Analysis of chimeric gene E2A/PBX1 -	2486
	BRAF (V600E) (,)	8569
quantitative))	5 (FISH, .) (Analysis of chromosome 5 rearrangements (FISH,	10835
(FISH, quantitative))	t(4;14)(p16;q32) (FISH, .) (Analysis of translocation t(4;14)(p16;q32)	10835
(IGH/MAFB) (FISH,quantitative))	t(14;16) (IGH/MAFB) (FISH, .) (Analysis of translocation t(14;16)	10835
	BCR/ABL - RQ ((4829
marrow (karyotype))	() (Cytogenetic analysis of bone	7722
(FISH, quantitative))	FIP1L1/PDGFR?(FISH, .) (Analysis of chimeric gene FIP1L1/PDGFR?	10835
quantitative))	MLL (FISH, .) (Analysis of MLL gene rearrangements (FISH,	10835
quantitative))	7 (FISH, .) (Analysis of chromosome 7 rearrangements (FISH,	10835
chromosome 13 monosomy, deletion - (del(13), -13) (FISH,quantitative))	13 - (del(13), -13) (FISH, .) (Analysis of	10835
qualitative))	12 JAK2 (, .) (Analysis of JAK2 Exon 12 mutations (PCR	4829
(Analysis of BCL2 gene rearrangements t(14;18)(q32;q21),t(2;18)(p11;q21),t(18;22)(q21;q11) (FISH, .) (FISH, quantitative))	BCL2 t(14;18)(q32;q21),t(2;18)(p11;q21),t(18;22)(q21;q11) (FISH, .)	10835
	BCR-ABL ((9636
) (BCR-ABL1 Mutation Analysis using direct Sanger sequencing, qualitative)	
	1 (FISH, .)	14267
	3q (FISH, .) (Analysis of 3q rearrangements (FISH, quantitative))	10835
RUNX1/RUNX1T1 -t(8;21) (PCR, qualitative))	RUNX1/RUNX1T1 -t(8;21) (, .) (Analysis of chimeric gene	2486
	20q (FISH, .) (Analysis of 20q deletion (FISH, quantitative))	10835
(Analysis of MYC gene rearrangements t(8;14)(q24;q32)-t(2;8)(p11;q24), t(8;22)(q24;q11) (FISH, quantitative))	MYC (t(8;14)(q24;q32)-t(2;8)(p11;q24), t(8;22)(q24;q11) (FISH, .)	10835
deletions, insertions, PCR, qualitative)	CALR (, .) (Analysis of CALR gene mutations,	4829
quantitative))	IGH (FISH, .) (Analysis of IGH gene rearrangements (FISH,	10835
quantitative))	t(2;5)(p23;q35) (FISH, .) (Analysis of translocation t(2;5)(p23;q35) (FISH,	10835
:		
		1320
participant (child or mother or father))	() (Additional research	6303
(3 .) (Urgent Establishment of Biological Relationship for One Parent at Indisputable Relationship of Another (3 Persons))		41833
(2 .) (Urgent Establishment of Biological Relationship for One Parent in Absence of Another (2 Persons))		41833
(2 .) (Establishment of Biological Relationship for One Parent in Absence of Another (2 Persons))		17787
(3 .) (Establishment of Biological Relationship for One Parent at Indisputable Relationship of Another (3 Persons))		19888
:		
(Koprogramma, Stool)		374
		4059
		6127
(Fecal Calprotectin)		2618

		3542
-1-	(Alpha-1-Antitrypsin, Feces)	1727
		1463
		253
	() (PRO Stool, Helminth Eggs)	308
		1980
	(), FOB Gold (Quantitative Immunochemical Fecal Occult Blood, Test FOB Gold)	715
	1 (), 1 (Elastase 1, E1)	2772
	() (Stool Sugars, Reducing Substances, Fecal)	616
	(PRO Stool)	308
	(), (nterobiasis, Spatula)	286
	(Stool osmotic gap)	1265
	-10 (-10) (Interleukin 10, IL-10)	2035
	-6 (-6) (Interleukin 6, IL-6)	2035
	-? (-?) (Tumor Necrosis Factor Alpha, TNF-?, Cachectin)	2035
	-1? (-1?) (Interleukin 1 Beta, IL-1)	2035
	-8 (-8) (Interleukin 8, IL-8)	2035
	IgE:	
	, IgE (Food Allergy Panel, IgE)	4037
	, IgE (Celery, IgE, F85)	484
	, IgE (Milk, IgE, F2)	484
	(F96), IgE, ImmunoCAP (Avocado, Persea americana, IgE, ImmunoCAP)	792
	, IgE (Chicken Meat, IgE, F83)	484
	(f244) IgE, ImmunoCAP	792
	, IgE (Pineapple, IgE, F210)	484
	, IgE (Grapefruit, IgE, F209)	484
	- , IgE (Beta Lactoglobulin, IgE, F77)	484
	, IgE (Egg Yolk, IgE, F75)	484
	(g4) IgE, ImmunoCAP	792
	, IgE (Shrimp, IgE, F24)	484
	, IgE (Rice, IgE, F9)	484
	, IgE (Strawberry, IgE, F44)	484
	, IgE (Apple, IgE, F49)	484
	, IgE (Pork, IgE, F26)	484
	, IgE (Lamb, IgE, F88)	484
	, IgE (Tomato, IgE, F25)	484
	, IgE (Baker's Yeast, IgE, F45)	484
	, IgE (Potato, IgE, F35)	484
	, IgE (Lemon, IgE, F208)	484
	, IgE (Peach, IgE, F95)	484
	3: , IgE (FP73 (F26, F27, F83, F88), Food Panel: Pork, Beef, Chicken Meat, Lamb, IgE)*	1045
	" 2"	1919.5
	, IgE (Casein, IgE, F78)	484
	, IgE (Kiwi Fruit, IgE, F84)	484

, IgE (Cabbage, IgE, F216)	484
, IgE (Codfish, IgE, F3)	484
, IgE (Wheat, IgE, F4)	484
1: Food Panel: Orange, Banana, Apple, Peach, IgE)* , IgE (FP15 (F33, F49, F92, F95),	1045
, IgE (Carrot, IgE, F31)	484
, IgE (Common Millet, IgE, F55)	484
, IgE (Banana, IgE, F92)	484
, IgE (Soybean, IgE, F14)	484
, IgE (Chocolate, IgE, F105)	484
, IgE (Egg White, IgE, F1)	484
2: Panel: Kiwi Fruit, Mango, Banana, Pineapple, IgE)* , IgE (FP50 (F84, F91, F92, F210), Food	1045
, IgE (Pumpkin, IgE, F225)	484
, IgE (Hazelnut, IgE, F17)	484
, IgE (Orange, IgE, F33)	484
, (e3) IgE, ImmunoCAP	792
(f329), IgE, ImmunoCAP (Watermelon, Citrullus lanatus, IgE, ImmunoCAP)	792
(f5) IgE, ImmunoCAP	792
, IgE (Beef, IgE, F27)	484
, IgE (Oat, IgE, F7)	484
" 1"	1919.5
, IgE (Buckwheat, IgE, F11)	484
, IgE (Brewer's Yeast, IgE, F403)	572
, IgE (Crab, IgE, F23)	484
, IgE (Peanut, IgE, F13)	484
, IgE (Mango, IgE, F91)	484
(Ca) (Calcium (Ca), air)	1298
(Co) (Cobalt (Co), air)	1298
(Zr) (Zirconium (Zr), air)	1298
(Mg) (Magnesium (Mg), air)	1298
(Be) (Beryllium (Be), air)	1298
(Pb) (Lead (Pb), air)	1298
(Mo) (Molybdenum (Mo), air)	1298
(Al) (Aluminum (Al), air)	1298
(Hg) (Mercury (Hg), air)	1298
(Mn) (Manganese (Mn), air)	1298
(Se) (Selenium (Se), air)	1298
(V) (Vanadium (V), air)	1298
(Si) (Silica (Si), air)	1298
(Rb) (Rubidium (Rb), air)	1298
(Bi) (Bismuth (Bi), air)	1298
(P) (Phosphorus (P), air)	1298
()	748
(Cu) (Copper (Cu), air)	1298
(Sb) (Antimony (Sb), air)	1298

(I)	(Iodine (I), air)	1298
(Ba)	(Barium (Ba), air)	1298
(B)	(Boron (B), air)	1298
(La)	(Lanthanum (La), air)	1298
(Fe)	(Iron (Fe), air)	1298
(Ag)	(Silver (Ag), air)	1298
(Cr)	(Chromium (Cr), air)	1298
(Sr)	(Strontium (Sr), air)	1298
(W)	(Tungsten, Wolframium (W), air)	1298
(Na)	(Sodium (Na), air)	1298
(Pt)	(Platinum (Pt), air)	1298
(Ge)	(Germanium (Ge), air)	1298
(As)	(Arsenic (As), air)	1298
(Cd)	(Cadmium (Cd), air)	1298
(K)	(Potassium (K), air)	1298
(Ni)	(Nickel (Ni), air)	1298
(Zn)	(Zinc (Zn), air)	1298
(Sn)	(Tin (Sn), air)	1298
(Li)	(Lithium (Li), air)	1298
(Au)	(Gold (Au), air)	1298
(Tl)	(Thallium (Tl), air)	1298
(Ga)	(Gallium (Ga), air)	1298

IgG () (Extractable Nuclear Antigen, ENA, Anti-Ribonucleoprotein Antibodies, Anti-RNP)		1232
(Sc1-70, ENP-A, CENP-B, RP11, RP155, , NOR90, Th/To, PM-Sc100, PM-Sc175, Ku, PDGFR, Ro-52), (Scleroderma (Systemic Sclerosis) Antibody Panel: Anti-Sc1-70, ENP-A, CENP-B, RP11, RP155, , NOR90, Th/To, PM-Sc100, PM-Sc175, Ku, PDGFR, Ro-52, Immunoblotting)		4411
(), (Anti-Nuclear Antibodies, ANA, Screening)		517
(, HEp-2 (, HEp-2-) (Antinuclear Antibodies, ANA, Hep-2 Substrate, ANA-Hep2, Fluorescent Anti-Nuclear Antibodies detection, FANA, iters)		1265
(Sm, RNP/Sm, SS-A (60), SS-A (52), SS-B, Sc1-70, PM-Sc1, PCNA, CENT-B, dsDNA, Histone, Nucleosome, Rib P, AMA-M2, Jo-1), (ANA: Anti-Sm, RNP/Sm, SS-A (60 kD), SS-A (52 kD), SS-B, Sc1-70, PM-Sc1, PCNA, CENT-B, dsDNA, Histone, Nucleosome, Rib P, AMA-M2, Anti-Jo-1, Immunoblotting)		3509
IgG (a), (Anti-Nuclear Antibodies, ANA, IgG, Screening)		1232
(Double-Stranded (Native) DNA IgG Antibodies, Anti-dsDNA IgG)		1089
IgG (- IgG, -)		627
IgG		1727

B03.016.014 (Nechiporenko's Urine Test)		253
() (Sulkowitch Urine Calcium Test)		143
B03.016.006 (Complete Urinalysis, Microscopic Examination)		253
(, Hepatitis C Virus, HCV)		
(Hepatitis C Virus (HCV) RNA, Quantitative PCR, Genotyping (Types 1, 2, 3))	(1, 2, 3)	4048

-28 (-28), (,) (Interleukin 28 Beta IL28B, Genotyping (Study of Genetic Markers Determining Effectiveness of Treatment of Chronic Hepatitis C in Interferon and Ribavirin))		792
(CITO), (HCV RNA, Plasma, Quantitative)*		23034
(), (Hepatitis C Virus (HCV) RNA, Ultrasensitive PCR)		3355
IgM IgG (Anti-HCV Total (IgG + IgM))*		396
IgG C, (Anti-HCV IgG, Immunoblot)		5621
(HCV RNA, Serum, Qualitative)*		693
(HCV RNA, Serum, Quantitative, PCR)*		3454
1a 1b), 2, 3) (Hepatitis C Virus (HCV) RNA, Plasma, Genotyping, Subtypes (Types 1 (Subtypes 1a, 1b), 2, 3))*		924
(HCV RNA, Plasma, Quantitative)*		11517
(, Staphylococcus aureus)		
(Staphylococcus aureus), (Staphylococcus aureus (Methicillin-Resistant Staphylococcus aureus – MRSA) Culture. Bacteria Identification, Antibiotic Susceptibility and Bacteriophage Efficiency Testing)		1078
(Staphylococcus aureus), (Staphylococcus aureus (Methicillin-Resistant Staphylococcus aureus – MRSA) Culture. Bacteria Identification, Antibiotic Susceptibility, Enlarged Testing)		2145
(Staphylococcus aureus) (Staphylococcus aureus (Methicillin-Resistant Staphylococcus aureus – MRSA) Culture. Bacteria Identification)		715
(Staphylococcus aureus), (Staphylococcus aureus Culture. Bacteria Identification, Antibiotic Susceptibility and Bacteriophage Efficiency Testing)		1078
(Staphylococcus aureus), (Staphylococcus aureus Culture. Bacteria Identification, Antibiotic Susceptibility, Enlarged Testing)		2145
(Staphylococcus aureus) (Staphylococcus aureus Culture. Bacteria Identification)		715
(Staphylococcus aureus), (Staphylococcus aureus Culture. Bacteria Identification and Antibiotic Susceptibility Testing)		880
(Staphylococcus aureus), (Staphylococcus aureus (Methicillin-Resistant Staphylococcus aureus – MRSA) Culture. Bacteria Identification and Antibiotic Susceptibility Testing)		880
(- 1 2 , Herpes simplex virus, HSV-1, HSV-2)		
1 2 , (HSV-1, 2 DNA, Urine)*		275
1 2 , (HSV-1, 2 DNA, Serum, yping)*		660
1 2 , (HSV-1, 2 DNA, Scrape of Conjunctiva Epithelial Cells)*		275
1 2 , (HSV-1, 2 DNA, Scrape of Conjunctiva Epithelial Cells, yping)*		462
1 2 , (HSV-1, 2 DNA, Urine, yping)*		462
IgG 1 2 (Anti-HSV-1, 2 IgG)		484
1 2 , (HSV-1, 2 DNA, Blood, yping)*		660
1 2 , (HSV-1, 2 DNA, Cerebrospinal Fluid, yping)*		462
1 2 , (HSV-1, 2 DNA, Exudate)*		275
1 2 , (HSV-1, 2 DNA, Scrape of Faucial Epithelial Cells, yping)*		462
Ig 1 2 (Anti-HSV-1, 2 Ig)		506

	1 2 , (HSV-1, 2 DNA, Scrape of Urogenital Epithelial Cells, typing)*	462
yping)*	1 2 , (HSV-1, 2 DNA, Saliva,	462
yping)*	1 2 , (HSV-1, 2 DNA, Exudate,	462
	1 2 , (HSV-1, 2 DNA, Blood)*	418
	1 2 , (HSV-1, 2 DNA, Saliva)*	275
	1 2 , (HSV-1, 2 DNA, Scrape of Skin Epithelial Cells)*	275
	1 2 , (HSV-1, 2 DNA, Scrape of Nasal Epithelial Cells, typing)*	462
Cerebrospinal Fluid)*	1 2 , (HSV-1, 2 DNA,	275
Prostatic Fluid, Semen)*	1 2 , (HSV-1, 2 DNA,	275
	1 2 , (HSV-1, 2 DNA, Prostatic Fluid, Semen, typing)*	462
	IgG 2 (Anti-HSV-2 IgG)	605
	1 2 , (HSV-1, 2 DNA, Serum)*	418
	1 2 , (HSV-1, 2 DNA, Scrape of Nasal Epithelial Cells)*	275
	Anti-HSV IgG	770
	1 2 , (HSV-1, 2 DNA, Scrape of Urogenital Epithelial Cells)*	275
	1 2 , (HSV-1, 2 DNA, Scrape of Skin Epithelial Cells, typing)*	462
	IgG 1 (Anti-HSV-1 IgG)	748
	1 2 , (HSV-1, 2 DNA, Scrape of Faucial Epithelial Cells)*	275
COVID-19		
	SARS-CoV-2, IgM (anti-SARS-CoV-2, IgM)	759
SARS-CoV-2-IgG- (N-, S-proteins) antibodies, IgG, qualitative)	(SARS-CoV-2 (N-, S- proteins) antibodies, IgG, qualitative) (Post-vaccination (EpiVacCorona Vector) SARS-CoV-2	2486
	SARS-CoV-2, (Coronavirus SARS-CoV-2 RNA detection in nasopharyngeal and oropharyngeal smear)	2189
	(S) (RBD) SARS-CoV-2, IgG (Anti-SARS-CoV-2, spike (S) protein (RBD), IgG, quantitative).	1419
	SARS-CoV-2, (Coronavirus SARS-CoV-2 RNA detection in nasopharyngeal and oropharyngeal smear)	1419
	SARS CoV-2 (S- RBD), IgG,	1419
	(S) SARS-CoV-2, IgG, (anti-SARS-CoV-2 S (spike) protein antibody, IgG, qualitative. Assessment of immunity before and after vaccination)	979
	SARS-CoV-2 (nucleocapsid protein), IgG, Abbott), IgG, (Anti-SARS-CoV-2	759
	SARS-CoV-2 (RBD), IgG (anti-SARS-CoV-2 (RBD) IgG avidity)	759
A		
	IgM Mycoplasma pneumoniae (Anti-Mycoplasma pneumoniae IgM)	550
	(Mycoplasma genitalium), (Mycoplasma genitalium, DNA, Scrape of Urogenital Epithelial Cells)*	275
	(Mycoplasma hominis), (Mycoplasma hominis, DNA, Scrape of Urogenital Epithelial Cells)*	275
pneumoniae, DNA, Plasma)*	(Mycoplasma pneumoniae), (Mycoplasma pneumoniae, DNA, Plasma)*	429
	Ig Mycoplasma pneumoniae (Anti-Mycoplasma pneumoniae IgA)	671
	(Mycoplasma pneumoniae), (Mycoplasma pneumoniae, DNA, Scrape of Faucial Epithelial Cells)*	231
A	IgG Mycoplasma pneumoniae (Anti-Mycoplasma pneumoniae IgG)	550
	Ig Mycoplasma hominis (Anti-Mycoplasma hominis Ig)	462

(Mycoplasma pneumoniae), pneumoniae, DNA, Sputum)*	(Mycoplasma pneumoniae), pneumoniae, DNA, Sputum)*	649
(Mycoplasma hominis), (Mycoplasma hominis, DNA, Prostatic Fluid, Semen)*	(Mycoplasma hominis), (Mycoplasma hominis, DNA, Prostatic Fluid, Semen)*	275
IgG Mycoplasma hominis (anti-Mycoplasma hominis IgG)	IgG Mycoplasma hominis (anti-Mycoplasma hominis IgG)	462
(Mycoplasma genitalium), (Mycoplasma genitalium, DNA, Prostatic Fluid, Semen)*	(Mycoplasma genitalium), (Mycoplasma genitalium, DNA, Prostatic Fluid, Semen)*	275
(Mycoplasma pneumoniae), DNA, Saliva)*	(Mycoplasma pneumoniae), DNA, Saliva)*	231
(Mycoplasma hominis), Urine)*	(Mycoplasma hominis), Urine)*	275
IgA Mycoplasma hominis (anti-Mycoplasma hominis IgA)	IgA Mycoplasma hominis (anti-Mycoplasma hominis IgA)	671
(Mycoplasma genitalium), Urine)*	(Mycoplasma genitalium), Urine)*	275
A09.05.127 (g)	(Magnesium (Mg), Serum)	253
A09.05.032 (Ca) (Calcium Total)	(Ca) (Calcium Total)	209
/ /	(+ /Potassium, Na+ /Sodium, I- /Chloride, Serum)	275
	(Ca ²⁺ , c) (Ionized Calcium, Free Calcium)	396
A09.05.033 (P) (Phosphorus (P))	(P) (Phosphorus (P))	209
()	()	209
(Unsaturated Iron Binding Capacity, UIBC)	(Unsaturated Iron Binding Capacity, UIBC)	209
A09.05.007 (Fe)	(Iron (Fe), Serum)	209
(Helicobacter pylori () (Helicobacter pylori Associated Gastritis)*	(Helicobacter pylori () (Helicobacter pylori Associated Gastritis)*	4004
PDGFRa	PDGFRa	15070
1 ()	1 ()	1694
PD-L1 SP263 (Ventana). (PD-L1 expression in tumor tissue by IHC using PD-L1 clone SP263 (Ventana) antibodies).	PD-L1 SP263 (Ventana). (PD-L1 expression in tumor tissue by IHC using PD-L1 clone SP263 (Ventana) antibodies).	18150
KIT	KIT	12760
Finished Histological Preparations (1 Glass + 1 Block)	(1 + 1) (Consultation of BRCA1, BRCA2)	1430
	(PAS-)	8140
ROS1	ROS1	319
18,19,20, 21 EGFR	18,19,20, 21 EGFR	8800
2,3,4 NRAS	2,3,4 NRAS	10890
15 BRAF	15 BRAF	7700
2,3,4 KRAS	2,3,4 KRAS	5280
PD-L1 SP142 (Ventana). (PD-L1 expression in tumor tissue by IHC using PD-L1 clone SP142 (Ventana) antibodies).	PD-L1 SP142 (Ventana). (PD-L1 expression in tumor tissue by IHC using PD-L1 clone SP142 (Ventana) antibodies).	7700
(MSI)	(MSI)	18150
HER2 ()	HER2 ()	6820
S-100, Melan A (MART-1), HMB-45, SOX-10 (IHC verification of malignant melanoma using assessment of the expression S-100, Melan A (MART-1), HMB-45, SOX-10)*	S-100, Melan A (MART-1), HMB-45, SOX-10 (IHC verification of malignant melanoma using assessment of the expression S-100, Melan A (MART-1), HMB-45, SOX-10)*	12760
() (Pathology of skin biopsies)*	() (Pathology of skin biopsies)*	19888
Histochemical Study)*	Helicobacter pylori () (Helicobacter pylori, Mucus,	2233
ALK	ALK	2112
(; ; ; -)*	(; ; ; -)*	8800
		2420

PD-L1 22 3 (Dako). (PD-L1 expression in tumor tissue by IHC using PD-L1 clone 22C3 (Dako) antibodies).		26400
PDL1		8140
S-100, Melan A (MART-1), HMB-45, SOX-10 (IHC verification of malignant melanoma using assessment of the expression S-100, Melan A (MART-1), HMB-45, SOX-10)		19888
SCC () (Squamous Cell Carcinoma Antigen, SCCA, SCCAg)		2486
-19-9 (19-9) (Carbohydrate Antigen -19-9, Cancer Antigen-GI)		682
(Chromogranin A, CgA)		5247
- () (Carcinoembryonic Antigen, CEA)		627
CA-242 (242, CA-242) (Carbohydrate Antigen -242, Tumor Marker CA-242)		924
ROMA1		77
() (Neuron-Specific Enolase, NSE)		1342
A09.05.130 () (Prostate-Specific Antigen Total, PSA Total)*		484
UBC (8 18) (Urine Bladder Cancer Antigen, Urine Bladder Cancer, UBC)		2046
(, , -2proPSA, phi)		3190
HE4 (4) (Human Epididymis Protein 4, HE4)		1122
-2- (?-2-) (eta-2-Microglobulin, BMG, Serum)		957
A09.05.130 () (Prostate-Specific Antigen Total, PSA Total)		484
ROMA2		77
- () (?-Fetoprotein, AFP)		385
-15-3 (15-3) (Carbohydrate Antigen -15-3, Cancer Antigen -15-3)		682
-125 (125) (Carbohydrate Antigen -125, Cancer Antigen -125)		638
A09.05.130.001 ()*		484
CA-72-4 (72-4) (Carbohydrate Antigen -72-4, Cancer Antigen CA-72-4)		957
(Cyfra 21-1, 19) (Cytokeratin 19 Fragments, C-terminus of Cytokeratin 19, CK19 Soluble Fragments, Cyfra 21-1)		946
-2- (?-2-) (Beta-2-Microglobulin, Urine)		957
S100 (S100 rotein)		2739
()		
(Trichomonas vaginalis, DNA, Urine)*		275
(Trichomonas vaginalis, DNA, Prostatic Fluid, Semen)*		275
(Trichomonas vaginalis, DNA, Scrape of Urogenital Epithelial Cells)*		275
IgG Trichomonas vaginalis (nti-Trichomonas vaginalis IgG)		671
(Procedural services)		
(Blood serum derivation without further examinations)**		320
		350
(Blood sampling without further examinations)**		190
(Buccal epithelium sampling, 2 persons)		180
(Cytological material sampling, PCR diagnosis material sampling, microbiology test material sampling)		350
(Saliva sampling for PCR)		50
A11.12.009		200
(Biomaterial sampling for the enterobiasis test)		77

	(Buccal epithelium sampling, 3 persons)	270
	() (capillary blood sampling)	190
	(Buccal epithelium sampling)	90
C		
	6 (1 ,1b,2,3 ,4,5 ,6)	2618
	(Ureaplasma parvum)	396
	(Ureaplasma parvum, Effectiveness Monitoring of Treatments)	396
	(INBIOFLOR ? Mycoplasma, Urogenital Screening)	528
	(INBIOFLOR-Comprehensive Study of Microflora Composition of Urogenital Tract (UGT))	3058
	(Bacterial Vaginosis, BV)	1694
	8. (UROGENITAL TRACT)	1628
	MICROBIOCENOSIS (PCR Panel Femoflor 8))	1628
	(4 +): Chlamydia trachomatis, Neisseria gonorrhoeae, Trichomonas vaginalis, Mycoplasma genitalium, (Identification of Sexually Transmitted Infections (STI) Pathogens, Chlamydia trachomatis DNA, Neisseria gonorrhoeae DNA, Trichomonas vaginalis DNA, Mycoplasma genitalium DNA, Human DNA)	1023
	(Mobiluncus curtisii, DNA, Scrape of Urogenital Epithelial Cells)	231
	(Mycoplasma hominis, Effectiveness Monitoring of Treatments)	396
		1870
	(Ureaplasma	396
	ur alyticum) (Ureaplasma ur alyticum, Effectiveness Monitoring of Treatments)	396
	(7 +), (Identification of Sexually Transmitted Infections (STI) Pathogens, Scrape of Urogenital Epithelial Cells)*	1485
	16. (UROGENITAL TRACT)	2310
	MICROBIOCENOSIS (PCR Panel Femoflor 16))	2200
		2035
	(UROGENITAL TRACT)	2035
		1364
		4202
	(As) (Arsenic (As), Nails)	1298
	(Pb) (Lead (Pb), Nails)	1298
	(Sb) (Antimony (Sb), Nails)	1298
	(Cr) (Chromium (Cr), Nails)	1298
	(Sn) (Tin (Sn), Nails)	1298
	(Hg) (Mercury (Hg), Nails)	1298
	(Fe) (Iron (Fe), Nails)	1298
	(Cd) (Cadmium (Cd), Nails)	1298
	(Ge) (Germanium (Ge), Nails)	1298
	(Mo) (Molybdenum (Mo), Nails)	1298
	(P) (Phosphorus (P), Nails)	1298
	()	748
	(V) (Vanadium (V), Nails)	1298
	(Bi) (Bismuth (Bi), Nails)	1298
	(Ca) (Calcium (Ca), Nails)	1298
	(La) (Lanthanum (La), Nails)	1298
	(Cu) (Copper (Cu), Nails)	1298

(Al)	(Aluminum (Al), Nails)	1298
(Au)	(Gold (Au), Nails)	1298
(Ga)	(Gallium (Ga), Nails)	1298
(Se)	(Selenium (Se), Nails)	1298
(Li)	(Lithium (Li), Nails)	1298
(Zn)	(Zinc (Zn), Nails)	1298
(B)	(Boron (B), Nails)	1298
(Ba)	(Barium (Ba), Nails)	1298
(I)	(Iodine (I), Nails)	1298
(Be)	(Beryllium (Be), Nails)	1298
(K)	(Potassium (K), Nails)	1298
(Co)	(Cobalt (Co), Nails)	1298
(W)	(Tungsten, Wolframium (W), Nails)	1298
(Tl)	(Thallium (Tl), Nails)	1298
(Si)	(Silica (Si), Nails)	1298
(Ni)	(Nickel (Ni), Nails)	1298
(Mg)	(Magnesium (Mg), Nails)	1298
(Sr)	(Strontium (Sr), Nails)	1298
(Rb)	(Rubidium (Rb), Nails)	1298
(Na)	(Sodium (Na), Nails)	1298
(Mn)	(Manganese (Mn), Nails)	1298
(Ag)	(Silver (Ag), Nails)	1298
(Zr)	(Zirconium (Zr), Nails)	1298
(Pt)	(Platinum (Pt), Nails)	1298

24-h urine)	, 24- (Estrogens and progesterone metabolites,	6710
,	(Melatonin, plasma)	2640
()	1474

-	()	
39, 45, 51, 52, 56, 58, 59, 66, 68 + , o	14 : 16, 18, 31, 33, 35,		385
(HPV DNA, Scrape of Rectal Epithelial Cells, 14 Types (16, 18, 31, 33, 35, 39, 45, 51, 52, 56, 58, 59, 66, 68) Screening)*			
, o	4 : 6, 11, 16, 18 +		605
Types (6, 11, 16, 18) Screening)	(HPV DNA, Scrape of Urogenital Epithelial Cells, 4		
18, 31, 33, 35, 39, 45, 51, 52, 56, 58, 59, 66, 68 + ,	14 : 16,		385
(HPV DNA, Scrape of Urogenital Epithelial Cells, 14 Types (16, 18, 31, 33, 35, 39, 45, 51, 52, 56, 58, 59, 66, 68))			
39, 45, 51, 52, 56, 58, 59, 66, 68 + , o	14 : 16, 18, 31, 33, 35,		385
(HPV DNA, Scrape of Urogenital Epithelial Cells, 14 Types (16, 18, 31, 33, 35, 39, 45, 51, 52, 56, 58, 59, 66, 68) Screening)*			
Epithelial Cells, 3 Types (6, 11, 44)	3 : 6, 11, 44 +		385
	(HPV DNA, Scrape of Rectal		
, o	16 18 +		385
Epithelial Cells, 2 Types (16, 18))	(HPV DNA, Scrape of Urogenital		
(6, 11, 44))	3 : 6, 11, 44		385
	(HPV DNA, Scrape of Faucial Epithelial Cells, 3 Types		

() 14 : 16, 18, 31, 33, 35, 39, 45, 51, 52, 56, 58, 59, 66, 68 + (HPV DNA, Scrape of Urogenital Epithelial Cells, 14 Types (16, 18, 31, 33, 35, 39, 45, 51, 52, 56, 58, 59, 66, 68) Screening)		990
Epithelial Cells, 3 Types (6, 11, 44) (HPV DNA, Scrape of Urogenital	3 : 6, 11, 44 +	385
39, 45, 51, 52, 56, 58, 59, 66, 68 + , o (HPV DNA, Scrape of Faucial Epithelial Cells, 14 Types (16, 18, 31, 33, 35, 39, 45, 51, 52, 56, 58, 59, 66, 68) Screening)*	14 : 16, 18, 31, 33, 35,	385
52, 53, 56, 58, 59, 66, 68, 73, 82 + (HPV DNA, Scrape of Urogenital Epithelial Cells, 21 Types (6, 11, 16, 18, 26, 31, 33, 35, 39, 44, 45, 51, 52, 53, 56, 58, 59, 66, 68, 73, 82))	21 : 6, 11, 16, 18, 26, 31, 33, 35, 39, 44, 45, 51,	2695
39, 45, 51, 52, 56, 58, 59, 66, 68 + , o (HPV DNA, Scrape of Urogenital Epithelial Cells, 14 Types (16, 18, 31, 33, 35, 39, 45, 51, 52, 56, 58, 59, 66, 68) Screening)*	14 : 16, 18, 31, 33, 35,	385
(Candida albicans, DNA, Exudate)*		275
(Candidiasis, Typing)		737
(Candida, Cryptococcus) (Yeast Culture. Identification and Antimycotic Susceptibility testing)		759
(Candidiasis, Screening)		396
Semen)* (Candida albicans, DNA, Prostatic Fluid,		275
(Candida albicans, DNA, Scrape of Rectal Epithelial Cells)*		275
DNA, Scrape of Faucial Epithelial Cells)* (Candida albicans,		275
Candida albicans, IgG (M5) (M5 Candida albicans, IgG)		572
(Candidiasis, Screening and Typing)		1012
A IgG Candida albicans (Anti-Candida albicans IgG)		781
(Candida albicans, DNA, Urine)*		275
Scrape of Skin Epithelial Cells)* (Candida albicans, DNA,		275
albicans, DNA, Scrape of Urogenital Epithelial Cells)* (Candida		275
(Candida albicans, DNA, Saliva)*		275
()		1837
Culture. Bacteria Identification, Antibiotic Susceptibility, Enlarged Testing)* (Upper Respiratory		2178
Bacteriophage Efficiency Testing)* (Eye Culture. Bacteria Identification, Antibiotic Susceptibility and		1474
Enlarged Testing)* (Eye Culture. Bacteria Identification, Antibiotic Susceptibility,		2464
Identification and Antibiotic+ Bacteriophage Susceptibility Testing) (Stool Culture with Bacteria		1606
Conditionally Pathogenic Microflora. Bacteria Identification and Antibiotic Susceptibility Testing) (Stool Culture, Pathogenic Intestinal and		1518
and Bacteriophage Efficiency Testing)* (Breast Milk Culture. Bacteria Identification, Antibiotic Susceptibility		1078
()		1727

Enlarged Testing)*	(Ear Culture. Bacteria Identification, Antibiotic Susceptibility,	2464
	(Eye Culture. Bacteria Identification and Antibiotic Susceptibility Testing)*	1276
Susceptibility, Enlarged Testing)*	(Breast Milk Culture. Bacteria Identification, Antibiotic	2145
Susceptibility Testing)	(Punctate Fluid Culture. Bacteria Identification and Antibiotic	913
Identification, Antibiotic Susceptibility and Bacteriophage Efficiency Testing)*	(Wound/Pus/Aspirate/Tissue Culture. Bacteria	1078
(Bile Culture. Bacteria Identification and Antibiotic Susceptibility Testing)*		1144
	(Anaerobic Culture. Bacteria Identification and Antibiotic Susceptibility Testing)	1540
Tracheobronchial washings Culture. Bacteria Identification and Antibiotic Susceptibility Testing, Microscopy)*	(Sputum and	1188
Efficiency Testing)*	(Urine Culture. Bacteria Identification, Antibiotic susceptibility and Bacteriophage	1078
A12.20.001		495
(Ureaplasma spp. Culture. Bacteria Identification and Antibiotic Susceptibility Testing)*		748
	(Breast Milk Culture. Bacteria Identification and Antibiotic Susceptibility Testing)*	880
Identification, Antibiotic Susceptibility, Enlarged Testing)*	(Genitourinary Tract Culture. Bacteria	2464
Antibiotic Susceptibility Testing)*	(Wound/Pus/Aspirate/Tissue Culture. Bacteria Identification and	880
(Mycoplasma hominis Culture. Bacteria Identification and Antibiotic Susceptibility Testing)*		847
Susceptibility Testing)*	(Genitourinary Tract Culture. Bacteria Identification and Antibiotic	1276
Bacteriophage Efficiency Testing)*	(Ear Culture. Bacteria Identification, Antibiotic Susceptibility and	1474
Enlarged Testing)*	(Urine Culture. Bacteria Identification, Antibiotic Susceptibility,	2145
Bacteria Identification, Antibiotic Susceptibility and Bacteriophage Efficiency Testing)*	(Upper Respiratory Culture.	1122
	(Ear Culture. Bacteria Identification and Antibiotic Susceptibility Testing)*	1276
) (Vaginal Biocenosis: Bacteriophage and Antimycotic Susceptibility Testing (Gram Stain, Bacterioscopic Examination of Smear))*		1650
Bacteria Identification, Antibiotic Susceptibility, Enlarged Testing)*	(Wound/Pus/Aspirate/Tissue Culture.	2145
Testing)*	(Bile Culture. Bacteria Identification, Antibiotic Susceptibility, Enlarged	2365
	(Breast Milk Culture. Bacteria Identification)	715
Identification, Antibiotic Susceptibility and Bacteriophage Efficiency Testing)*	(Genitourinary Tract Culture. Bacteria	1474
Immunochromatographic Assay)	(Adenovirus), (Adenovirus. One Step Rapid	957

(Urine Culture. Bacteria Identification and Antibiotic Susceptibility Testing)*	880
(Sputum and Tracheobronchial washings Culture. Bacteria Identification, Antibiotic Susceptibility, Enlarged Testing, Microscopy)*	2387
(Helicobacter pylori), (Helicobacter pylori. One Step Rapid Immun chromatographic Assay)	957
() (Upper Respiratory Culture. Bacteria Identification and Antibiotic Susceptibility Testing)*	913
(Punctate Fluid Culture. Bacteria Identification, Antibiotic Susceptibility, Enlarged Testing)*	2178
(Stool Culture, Pathogenic Intestinal and Conditionally Pathogenic Microflora, Bacteria Identification)	1309
6 ()	2398
1 ()	2398
12 (,) (Cobalamin)	693
(-) (Vitamin E, alpha-Tocopherol, Serum)	2398
5 ()	2398
1,25-D3 (1,25-dihydroxivitamin D3)	2090
3 ()	2398
25(OH)D2 25(OH)D3, (- /)	6006
A09.05.080 (Folic Acid)	957
() (Vitamin A, Retinol, Serum)	2398
1 () (Vitamin K1, Phylloquinone, Serum)	2398
7, ()	2398
12 (, Active-B12, Holotranscobalamin)	1375
-	2398
2 ()	2398
()	2398
	2398
LG11 CASPR2 (), IgG, (VGKC-associated proteins LG11 and CASPR2 antibodies, serum)	6160
, IgG, (Neuronal antibodies, IgG, Indirect immunofluorescence (IIF))	3311
(Acetylcholine Receptor Antibodies, Anti-AChR, Total)	5731
NMDA, CASPR, LGI, AMPA1, AMPA2, GABAR1 IgG,	13607
IgG () (Anti-Skeletal Muscle Antibodies, AStMA, IgG)	1221
NMDA, IgG, (-NMDAR IgG, N-methyl-D-Aspartate Receptor Antibodies, CSF)	3036
- IgG (- : Mi-2, Ku, PM-Scl 100/75; Jo1 PL-7 PL-12 EJ OJ; SRP, SSA (Ro52)) (Myositis-Specific Panel)	4037
IgG IgM (- : GM1; GM2-GM3-GM4; GD1a, GD1b, GD2-GD3, GT1a, GT1b, GQ1b,), (Anti-GM1 Antibodies, Anti-GQ1b Antibodies, Anti-Ganglioside antibodies, Ganglioside Antibodies Panel, Total)	5731
Crithidia luciliae, IgG, (Crithidia luciliae indirect fluorescent test (CLIFT))	1265
IgG, (Anti-myelin antibody, IgG, IIF)	1474
IgA, IgG, IgM 4, (NMO) (Aquaporin-4 Receptor Antibodies, anti-AQP4, Neuromyelitis Optica, NMO, IgA, IgG, IgM, Total)	2860

IgG (Oligoclonal IgG, Cerebrospinal Fluid (CSF), Serum)		4389
(Muscle-specific tyrosine kinase (MuSK) antibody)	(-MuSK)	5478
IgG, NMDA, CASPR, LGI, AMPA1, AMPA2, GABAR1		13750
(VGKC-associated proteins LGI1 and CASPR2 antibodies, CSF)	(LGI1 CASPR2 (), IgG,	6160
IgG, CSF)	GAD (), IgG, (Anti-GAD (glutamic acid decarboxylase),	2079
(ANNA2), (Anti-Neuronal Antibodies, Blot-Line (Hu (ANNA1), Yo-1 (PCA1), CV2, 2, Ri (ANNA2), Amphiphysin))	IgG (- : Hu (ANNA1), Yo-1 (PCA1), CV2, 2, Ri (ANNA2), Amphiphysin))	5731
(N-Methyl-D-Aspartate Receptor Antibodies IgG)	IgG NMDA (N- -D-)	4389
Complement (CH50)	(CH50) (Functionality Test of	1474
1- (C1-Esterase Inhibitor, 1-INH)		2156
4 (Complement Component C4)		396
3 (Complement Component C3)		396
IgG (Anti-Rubella IgG, Immunoblot)		5621
Ig (Anti-Rubella Ig)		539
Anti-Rubella IgG		1067
(Rubella virus, RNA)		649
IgG (Anti-Rubella IgG)		396
B (Anti-HBc IgM, IgG, Antibodies to Hepatitis B Core Antigen; HBcAb, Total, HBV Core Total Antibodies (IgG + IgM))	B, (Anti-HBc IgM, HBs- (HBs- , (HBsAg, Hepatitis Surface Antigen, B, Quantitative)	517
HB - (Hepatitis Be Antigen, HBeAg)		1452
HB Core Antigen; HBV Core Antibodies IgM)	(Hepatitis Be Antigen, HBeAg)	561
Quantitative)*	B, (HBV DNA, Serum,	693
Qualitative)*	B, (HBV DNA, Serum,	3751
HBs- (Anti-HBs, HBsAb)		418
HB - (Anti-HBe, HBeAb)		627
HBs- (HBs- , (HBsAg, Hepatitis Surface Antigen, Qualitative)		517
« »),		264
2 (2-Hour Oral Glucose Tolerance Test, OGTT, Glucose and C-Protein Concentration (Fasting and 2 Hours after Load), Venous Blood)		1529
A09.05.023 (Lactate)		143
(Fructosamine)		572
A09.05.083 HbA1 (HbA1 , Glycated Hemoglobin, GHB)		891
) Oral Glucose Tolerance Test, Plasma, OGTT, Pregnancy		506
A12.22.005 2 (2-Hour Oral Glucose Tolerance Test, OGTT, Glucose Concentration (Fasting and 2 Hours after Load), Venous Blood)		990
		671

A09.05.009	-	() (C-Reactive Protein, CRP)	341
	-	(- ,) (Antistreptolysin-O, ASO)	374
	-1-	(1), (Alpha-1-Antitrypsin, A1AT, AAT, Phenotyping)	2596
		(-) N- (NT-proBNP, N-Terminal Pro-brain Natriuretic Peptide, Pro-B-Type Natriuretic Peptide)	2816
A09.05.076		(Ferritin)	506
	-	(Carbohydrate-Deficient Transferrin with results on an electrophoregram (CDT))	3322
		25 () (Hepcidin 25, bioactive)	6567
		ST2 (ST2, sST2,) (Soluble ST2 (Heart Failure's biomarker))	2739
A09.05.008		() (Transferrin)	484
		(Myoglobin)	572
	-2-	(Alpha-2-Macroglobulin, ?2-Macroglobulin, A2M)	495
		IgG () Chlamydia trachomatis IgG	572
		() (Rheumatoid Factor, RF)	374
		-I (Troponin-I)	627
		()	594
A09.05.077		(Ceruloplasmin)	649
		(Haptoglobin)	638
	-1-	(1), (Alpha-1-Antitrypsin, A1AT, AAT, Concentration)	1386
	-	(Carbohydrate-Deficient Transferrin, CDT)	3091
		(, Soluble Transferrin Receptor, sTfR)	1870
		(Eosinophil Cationic Protein, ECP)	869
()			
		(Ureaplasma parvum), (Ureaplasma parvum, DNA, Urine)*	275
		(Ureaplasma arvum), (Ureaplasma parvum, DNA, Prostatic Fluid, Semen)*	275
		IgG Ureaplasma urealyticum (nti-Ureaplasma urealyticum IgG)	671
		(Ureaplasma urealyticum) (-960), (Ureaplasma urealyticum (T-960), DNA, Scrape of Urogenital Epithelial Cells)*	275
		IgA Ureaplasma urealyticum (nti-Ureaplasma urealyticum IgA)	671
		(Ureaplasma urealyticum + Ureaplasma arvum), (Ureaplasma urealyticum + Ureaplasma arvum, DNA, Prostatic Fluid, Semen)*	275
		(Ureaplasma urealyticum + Ureaplasma arvum), (Ureaplasma urealyticum + Ureaplasma arvum, DNA, Urine)*	275
		(Ureaplasma arvum), (Ureaplasma parvum, DNA, Scrape of Urogenital Epithelial Cells)*	275
		(Ureaplasma urealyticum) (-960), (Ureaplasma urealyticum (T-960), DNA, Prostatic Fluid, Semen)*	275
		(Ureaplasma urealyticum + Ureaplasma arvum), (Ureaplasma urealyticum + Ureaplasma arvum, DNA, Scrape of Urogenital Epithelial Cells)*	275
		(Ureaplasma urealyticum) (-960), (Ureaplasma urealyticum (T-960), DNA, Urine)*	275
- (-)			
A	IgG	(Anti-Respiratory Syncytial Virus (RSV) IgG)	781
A	IgM	(Anti-Respiratory Syncytial Virus (RSV) IgM)	781
e (F2, F5) (Risk of Oral Contraceptives, Ocs (Genes F2, F5))			
	-	e (F2, F5) (Risk of Oral Contraceptives, OCs (Genes F2, F5) (without Description))	2695

	6	(AZF)	(3916
MTHFR, MTRR, MTR, F2, F5)		(MTHFR, MTRR, MTR, F2, F5)	(Preparation for Surgery (Genes		8811
		(MTHFR, MTRR, MTR, F2, F5)	(7898
)	(Preparation for Surgery (Genes MTHFR, MTRR, MTR, F2, F5) (without	Description))		
IgG:						
(F24),	-		IgG (Shrimp, IgG, F24)			572
(F9),	-		IgG (Rice, IgG, F9)			572
Food Panel: Orange, Banana, Apple, Peach, IgG)*		1:				1045
(F84),	-		IgG (Kiwi Fruit, IgG, F84)			572
(F11),	-		IgG (Buckwheat, IgG, F11)			572
(F3),	-		IgG (Codfish, IgG, F3)			572
Food Panel: Pork, Beef, Chicken Meat, Lamb, IgG)*		3:				1045
Food Profile, IgG)			G (IgG)	(Basic		15840
(F44),	-		IgG (Strawberry, IgG, F44)			572
(F7),	-		IgG (Oat, IgG, F7)			572
(F105),	-		IgG (Chocolate, IgG, F105)			572
			(fx21) IgE, ImmunoCAP			1375
(F4),	-		IgG (Wheat, IgG, F4)			572
-			, IgG (Beta Lactoglobulin, IgG, F77)			572
(F2),	-		IgG (Milk, IgG, F2)			572
(F25),	-		IgG (Tomato, IgG, F25)			572
(F55),	-		IgG (Common Millet, IgG, F55)			572
			, IgG (Pineapple, IgG, F210)			572
			, IgG (Lamb, IgG, F88)			572
(F26),	-		IgG (Pork, IgG, F26)			572
(F208),	-		IgG (Lemon, IgG, F208)			572
			, IgG (Banana, IgG, F92)			572
(F75),	-		IgG (Egg Yolk, IgG, F75)			572
(F1),	-		IgG (Egg White, IgG, F1)			572
(F83),	-		IgG (Chicken Meat, IgG, F83)			572
(F35),	-		IgG (Potato, IgG, F35)			572
			, IgG (Orange, IgG, F33)			572
(F209),	-		IgG (Grapefruit, IgG, F209)			572
(F91),	-		IgG (Mango, IgG, F91)			572
			, IgG (Peanut, IgG, F13)			572
Panel: Kiwi Fruit, Mango, Banana, Pineapple, IgG)*		2:				1430
(F225),	-		IgG (Pumpkin, IgG, F225)			572
(F14),	-		IgG (Soybean, IgG, F14)			572
(F31),	-		IgG (Carrot, IgG, F31)			572
(F27),	-		IgG (Beef, IgG, F27)			572
(F45),	-		IgG (Baker's Yeast, IgG, F45)			572
(F216),	-		IgG (Cabbage, IgG, F216)			572
(F403),	-		IgG (Brewer's Yeast, IgG, F403)			572
(F17),	-		IgG (Hazelnut, IgG, F17)			572

(F78),	-	IgG (Casein, IgG, F78))	572
(F95),	-	IgG (Peach, IgG, F95)	572
(F49),	-	IgG (Apple, IgG, F49)	572
- 6			
	IgG	6 (Anti-HHV-6 IgG)	671
	6	(HHV-6 DNA, Saliva)*	275
	6	(HHV-6 DNA, Scrape of Urogenital Epithelial Cells)*	275
Fluid, Semen)*	6	(HHV-6 DNA, Prostatic	275
	6	(HHV-6 DNA, Scrape of Nasal Epithelial Cells)*	275
	6	(HHV-6 DNA, Urine)*	275
Fluid)*	6	(HHV-6 DNA, Cerebrospinal	275
	6	(HHV-6 DNA, Exudate)*	275
	6	(HHV-6 DNA, Blood)*	418
DNA, Scrape of Faucial Epithelial Cells)*	6	(HHV-6	275
	6	(HHV-6 DNA, Serum)*	418
, ()			
DNA, Saliva)*	(Chlamydia pneumoniae),	(Chlamydia pneumoniae,	429
trachomatis, DNA, Prostatic Fluid, Semen)*	(Chlamydia trachomatis),	(Chlamydia	275
	IgG	() Chlamydia trachomatis (Anti-cHSP60 IgG)	583
A	IgA	Chlamydia trachomatis (Anti-Chlamydia trachomatis IgA)	539
pneumoniae, DNA, Plasma)*	(Chlamydia pneumoniae),	(Chlamydia	649
A	IgG	Chlamydia pneumoniae (Anti-Chlamydia pneumoniae IgG)	561
	IgM	Chlamydia trachomatis (Anti-Chlamydia trachomatis IgM)	561
	(Chlamydia trachomatis),	(Chlamydia trachomatis, DNA, Scrape of Rectal Epithelial Cells)*	275
	(Chlamydia trachomatis),	(Chlamydia trachomatis, DNA, Scrape of Urogenital Epithelial Cells)*	275
A	IgG	Chlamydia trachomatis (Anti-Chlamydia trachomatis IgG)	539
Duodenum, PCR)	(Helicobacter pylori, DNA, Biopsates of Gastric Mucosa and/or	/	2332
	(Chlamydia trachomatis),	(Chlamydia trachomatis, DNA, Scrape of Conjunctiva Epithelial Cells)*	275
A	IgA	Chlamydia pneumoniae (Anti-Chlamydia pneumoniae IgA)	671
DNA, Sputum)*	(Chlamydia pneumoniae),	(Chlamydia pneumoniae,	869
A	IgM	Chlamydia pneumoniae (Anti-Chlamydia pneumoniae IgM)	561
Urine)*	(Chlamydia trachomatis),	(Chlamydia trachomatis, DNA,	275
trachomatis, DNA, Cerebrospinal Fluid)*	(Chlamydia trachomatis),	(Chlamydia	275
Exudate)*	(Chlamydia trachomatis),	(Chlamydia trachomatis, DNA,	275
trachomatis, DNA, Synovial Fluid)*	(Chlamydia trachomatis),	(Chlamydia	506
	(Chlamydia pneumoniae),	(Chlamydia pneumoniae, DNA, Scrape of Faucial Epithelial Cells)*	429
	(Chlamydia trachomatis),	(Chlamydia trachomatis, DNA, Scrape of Faucial Epithelial Cells)*	275
, ()			
Prostatic Fluid, Semen)*		(Treponema pallidum, DNA,	275

(Treponema pallidum, DNA, Scrape of Urogenital Epithelial Cells)*	275
(Treponema pallidum, DNA, Urine)*	275
(Treponema pallidum, DNA, Cerebrospinal Fluid)*	275
(Treponema pallidum, DNA, Serum)*	407
(Treponema pallidum, DNA, Secretion)*	275
A IgM IgG Treponema pallidum, (Anti-Treponema pallidum IgM, IgG, Total)	418
(Treponema pallidum, DNA, Scrape of Skin Epithelial Cells)*	275
(Treponema pallidum, DNA, Scrape of Facial Epithelial Cells)*	275
A IgG Treponema pallidum, (Anti-Treponema pallidum IgG, Immunoblot)	1969
(Treponema pallidum, DNA, Scrape of Conjunctiva Epithelial Cells)*	275
A IgM Treponema pallidum (Anti-Treponema pallidum IgM)	891
RPR - (Syphilis RPR (Rapid Plasma Reagins), nticardiolipin est)	231
A IgM Treponema pallidum, (Anti-Treponema pallidum IgM, Immunoblot)	1969
A09.05.078 (Testosterone)	385
- (-SO4, Dehydroepiandrosterone sulfate, DHEA-S)	385
17- (17-) (17-Ketosteroids, Urine)	2013
() (Sex Hormone-Binding Globulin, SHBG)	396
(Androstenedione)	1100
A09.05.139 17- - (17-Hydroxyprogesterone, 17-OHP)	539
A09.05.078.001 (Free Testosterone)	957
() (Androstanediol Glucuronide, 3?-Androstanediol Glucuronid, 3?-diol G)	1155
() (Dih drotestosterone, DHT)	1430
() (Protein, random urine, with creatinine and protein/creatinine ratio calculation)	286
(Magnesium, random urine, with creatinine and magnesium/creatinine ratio calculation)	583
	308
() (Phosphorus, random urine, with creatinine and phosphorus/creatinine ratio calculation)	319
() (Oxalates, random urine, with creatinine and oxalate/creatinine ratio calculation)	1485
() (Albumin, random urine, with creatinine and albumin/creatinine ratio calculation, UACR)	495
(Calcium, random urine, with creatinine and calcium/creatinine ratio calculation)	220
(Urine Creatinine)	55
IgE:	
, IgE (Cockroach, IgE, I6)	484
, IgE (Dog Epithelium, IgE, E2)	484
, IgE (Sheep Epithelium, IgE, 81)	484
, IgE (Budgerigar Feathers, IgE, 78)	484

	IgE (EP70 (E6, E82, E84, E87, E88), Animal Panel: Guinea Pig Epithelium, Rabbit Epithelium, Hamster Epithelium, Rat, Mouse, IgE)*		1045
	IgE (Guinea Pig Epithelium, IgE, 6)		484
	IgE (Cat Dander-Epithelium, IgE, E1)		484
	IgE (Chicken Feathers, IgE, 85)		484
-			
	1 2 1 2 (HIV Ag/Ab Combo)		319
	-1, (HIV RNA, Plasma)*		14234
-			
	(Everolimus)		3630
	(Cyclosporine, Cyclosporine A, Sandimmune)		1045
	() (Teriflunomide, Leflunomide metabolite)		3630
	(Levetiracetam, Keppra®)		3740
	() (arbamazepine, Tegretol)		2882
	(Mitotane, o, p?-DDD, plasma)		3630
	() (Phenytoin)		1276
	() (FK506, Advagraf, Prograf, Protopic, Tacrosel)		1573
	(Lamotrigine)		3740
	() (Acidum Valproicum, Depakin, Convulexs)		891
	A09.05.035.002 () (Phenobarbitalum)		2882
()			
	(Neisseria gonorrhoeae, DNA, Prostatic Fluid, Semen)*		275
	(Neisseria gonorrhoeae, DNA, Scrape of Rectal Epithelial Cells)*		275
	(Neisseria gonorrhoeae, DNA, Synovial Fluid)*		506
	(Neisseria gonorrhoeae,), (GC, Neisseria gonorrhoeae Culture. Bacteria Identification and Antibiotic Susceptibility Testing)		990
	(Neisseria gonorrhoeae, DNA, Scrape of Conjunctiva Epithelial Cells)*		275
	(Neisseria gonorrhoeae, DNA, Scrape of Faucial Epithelial Cells)*		275
	(Neisseria gonorrhoeae, DNA, Urine)*		275
	(Neisseria gonorrhoeae, DNA, Scrape of Urogenital Epithelial Cells)*		275
-			
	(Lactobacillus spp., DNA, Scrape of Urogenital Epithelial Cells)*		352
-			
	Clostridium difficile (Toxin A and B Clostridium difficile. One step rapid immunochromatographic assay)		1320
	(Clostridium difficile,) (Clostridium difficile Culture. Bacteria Identification and Antibiotic Susceptibility Testing)		1375
?			
	()		1100
	() (Cytological Examination: Cervix, Pap-test)		1100
IgE:			
	/H1-Greer, IgE (House Dust - Greer, IgE, H1)		484
	Penicillium notatum, IgE (Penicillium notatum, IgE, M1)		484
	Candida albicans, IgE (Candida albicans, IgE, M5)		484

Dermatophagoides pteronyssinus (D1), IgE (Dermatophagoides pteronyssinus, IgE, D1)	484
Aspergillus fumigatus, IgE (Aspergillus fumigatus, IgE, M3)	484
Alternaria tenuis, IgE (Alternaria tenuis, IgE, M6)	484
Dermatophagoides farinae (D2), IgE (Dermatophagoides farinae, IgE, D2)	484
: Penicillium notatum, Cladosporium herbarum, Aspergillus fumigatus, Candida albicans, Alternaria tenuis, IgE (MP1 (M1, M2, M3, M5, M6), Mold Panel 1: Penicillium notatum, Cladosporium herbarum, Aspergillus fumigatus, Candida albicans, Alternaria tenuis, IgE)*	1045
Cladosporium herbarum, IgE (Cladosporium herbarum, IgE, M2)	484
IgG:	
Dermatophagoides farinae (D2), IgG (Dermatophagoides farinae, IgG, D2)	572
/Greer (1), IgG (House Dust – Greer, IgG, H1)	572
Cladosporium herbarum (2), IgG (Cladosporium herbarum, IgG, M2)	572
: Penicillium notatum, Cladosporium herbarum, Aspergillus fumigatus, Candida albicans, Alternaria tenuis, IgG (MP1 (M1, M2, M3, M5, M6), Mold Panel 1: Penicillium notatum, Cladosporium herbarum, Aspergillus fumigatus, Candida albicans, Alternaria tenuis, IgG)*	1045
Penicillium notatum (1), IgG (Penicillium notatum, IgG, M1)	572
Dermatophagoides microceras (D3), IgG (Dermatophagoides microceras, IgG, D3)	572
Dermatophagoides pteronyssinus (D1), IgG (Dermatophagoides pteronyssinus, IgG, D1)	572
Alternaria tenuis (6), IgG (Alternaria tenuis, IgG, M6)	572
(AZF-) (
(Impairment of Spermatogenesis: Full Panel (AZF-Region) (without Description))	10219
: (F2, F5, MTHFR, MTRR, MTR, ACE, AGT, RHD) (Want to Become a Mother: Pregnancy Complications (Genes F2, F5, MTHFR, MTRR, MTR, ACE, AGT, RHD) (without Description))	17270
, CYP21A2, . . (Gene CYP21OHB, Freq. Mut.)	10769
Tendency in Pregnancy: Minimum (Genes F2, F5) (F2, F5) (Thrombotic	3003
Male Infertility (Genes AR, CFTR; AZF-) (Genetic Factors of	18062
Malformations in Fetus (Genes MTHFR, MTRR, MTR) (Isolated	5808
: (F2, F5, MTHFR, MTRR, MTR, ACE, AGT, RHD) (Want to Become a Mother: Pregnancy Complications (Genes F2, F5, MTHFR, MTRR, MTR, ACE, AGT, RHD))	19998
(MTHFR, MTRR, MTR, F2, F5) (-) (Habitual Miscarriage, Thrombotic Tendency in Pregnancy: Extended Panel (Genes MTHFR, MTRR, MTR, F2, F5) (without Description))	7898
(F2, F5) (-) (Thrombotic Complications of Ovulation Induction (Genes F2, F5) (without Description))	2695
(MTHFR, MTRR, MTR) (-) (Isolated Malformations in Fetus (Genes MTHFR, MTRR, MTR) (without Description))	5203
(ACE, AGT, MTHFR, MTRR, MTR, F2, F5) (Gestosis and Placental Insufficiency (Genes ACE, AGT, MTHFR, MTRR, MTR, F2, F5))	11671
(F2, F5) (Thrombotic Complications of Ovulation Induction (Genes F2, F5))	3003
: (F2, F5) (-) (Thrombotic Tendency in Pregnancy: Minimum (Genes F2, F5) (without Description))	2695
(MTHFR, MTRR, MTR, F2, F5) (Habitual Miscarriage, Thrombotic Tendency in Pregnancy: Extended Panel (Genes MTHFR, MTRR, MTR, F2, F5))	8811
(ACE, AGT, MTHFR, MTRR, MTR, F2, F5) (-) (Gestosis and Placental Insufficiency (Genes ACE, AGT, MTHFR, MTRR, MTR, F2, F5) (without Description))	10384

(Hereditary Breast and/or Ovarian Cancer)	/	BRCA1, BRCA2, CHEK2, NBS1	10285
-			
(Examination of Sputum)			825
Secrets)		(Examination of Transudates, Exudates,	528
Bronchial Washouts)	() (Examination of	649
		(Examination of Punctates: Skin)	649
		(Examination of Endoscopic Material)	649
A08.20.004			660
Endoscopic Material: Presence of Helicobacter pylori)		Helicobacter pylori (Examination of	781
(Cytological Examination of Material Obtained during Surgical Procedures and Other Urgent Research)			990
(ThinPrep ®)*			1320
(The Bethesda System ? TBS) (Cytological Examination of Cervical Epithelium with Description on The Bethesda System, TBS)			627
(Cytological Examination: Scrapings (Smear) of Nasal Mucous Membrane (1 Localization))	() (781
		(Examination of Breast Discharge)	528
Tissues)		(Examination of Punctates: Other Organs and	825
Device, IUD)	() (Examination of Imprint Intrauterine	561
		(Examination of Punctates: Breast)	649
of Scrapings and Prints Tumor and Tumor Like Formations)		(Examination	649
(Examination of Urine)			528
(The Bethesda System for Reporting Thyroid Cytopathology (TBSRTC), Fine-Needle Aspiration (FNA))			627
Scrapings and Prints of Skin and Mucous Membranes)		(Examination of	429
and Cervical Canal)		(Examination of Scrapings: Cervix	627
-			
Ig	(nti-Measles IgM)	781
IgG	(nti-Measles IgG)	880
-			
IgG)	IgG	(Anti-Tick-borne Encephalitis Virus (TBEV)	528
		(Detection of pathogen DNA/RNA in ticks: Tick-borne encephalitis Virus (TBEV), Borrelia burgdorferi s. l., Anaplasma Phagocytophillum, Ehrlichia muris/chaffe nsis (RNA/DNA), PCR)	3696
IgM)	IgM	(Anti-Tick-borne Encephalitis Virus (TBEV)	671
-			
		(HPLC-MS/MS Organic Acids (Succinylate))	3949
3-	HADHA () (HADHA Gene, Freq. Mut. (Long-Chain 3-Hydroxyacyl-Coa Dehydrogenase (LCHAD) Deficiency))	5511
	e	«	» (Newborn Screening "HEEL")*
Carboxylases Activity (Biotinidase Deficiency))	() (Biotin-Dependent	5511

GCDH () (GCDH (Glutaryl-CoA Dehydrogenase) Gene, Freq. Mut. (Glutaric Aciduria, Type 1))		5511
(/) (Analysis of the spectrum of organic urine acids by gas chromatography with mass spectrometry (GC / MS))		9130
ASS () (ASS Gene, Freq. Mut. (Citrullinemia))		10483
GCDH () (GCDH (Glutaryl-CoA Dehydrogenase) Gene (Glutaric Aciduria, Type 1))		44440
ACADM () (ACADM Gene, Freq. Mut. (Medium-Chain Acyl-CoA Dehydrogenase (MCAD) Deficiency))		5511
FAH () (FAH Gene, Freq. Mut. (Tyrosinemia, Type 1))		9174
BTD () (BTD (Biotinidase Deficiency) Gene, Freq. Mut.)		5511
FAH () (FAH Gene (Tyrosinemia, Type 1))		54890
() (TC Gene (Ornithine Transcarbamylase (OTC) Deficiency))		41833
(, Escherichia coli)		
(Escherichia coli O157:H7,), (Escherichia coli O157:H7 Culture. Bacteria Identification, Antibiotic Susceptibility and Bacteriophage Efficiency Testing)		1210
(Escherichia coli O157:H7,), (Escherichia coli O157:H7 Culture. Bacteria Identification and Antibiotic Susceptibility Testing)		1023
(Escherichia coli O157:H7,), (Escherichia coli O157:H7. One Step Rapid Immun hromotographic Assay)		1023
1, (Human immunodeficiency virus, quality, RNA)		2717
19,		363
RHD (RHD gene of the fetus in the mother's blood)		6105
19,		363
19,		363
(Legionella pneumophila, One step rapid immun hromotographic assay, antigen, urinae)		1584
(Respiratory Syncytial Virus, RSV, One step rapid immun hromotographic assay, antigen)		1023
(Hexagon Chlamydia, One step rapid immun hromotographic assay, antigen)		1122
(Neisseria gonorrhoeae test, One step rapid immun hromotographic assay)		946
(Campylobacter spp., One step rapid immun hromotographic assay, antigen, stool)		1144
(Norwalk virus) - (Norwalk virus GI , GII, One step rapid immun hromotographic assay, antigen, stool)		1925
(Streptococcus pneumoniae, One step rapid immun hromotographic assay, antigen, urinae)		1584
(Enterovirus, One step rapid immun hromotographic assay, antigen, stool)		1199
IgG -3 (Desmoglein 3, DSG3 Antibodies, IgG)		2376
IgG BP230 (Anti-Bp230 ntibodies, Bullous Pemphigoid (230 kDa) Antibodies, Antibodies to BP Antigen 1, IgG)		2376
IgG BP180 (Anti-Bp180 ntibodies, Bullous Pemphigoid (180 kDa) Antibodies, Antibodies to BP Antigen 2, IgG)		2376
IgG (Desmoglein Antibodies, Desmoglein 1, DSG1 and Desmoglein 3, DSG3 Antibodies, IgG)		2376
, IgG (Basement membrane zone antibodies, IgG)		2222

	IgG	-1 (Desmoglein 1, DSG1 Antibodies, IgG)		2376
()				
A	IgA	Helicobacter pylori (Anti-Helicobacter pylori IgA)		770
A	IgG	Helicobacter pylori, (Anti-Helicobacter pylori IgG, Immunoblot)		3377
A	IgA	Helicobacter pylori, (Anti-Helicobacter pylori IgA, Immunoblot)		3377
A	IgG	Helicobacter pylori (Anti-Helicobacter pylori IgG)		539
	1303HEL ?? -	Helicobacter pylori (?? - , 13C-Urea Breath test, UBT).		2398
A	IgM	Helicobacter pylori (Anti-Helicobacter pylori IgM)		770
()				
	Sputum)*	(Mycobacterium tuberculosis, DNA,		649
	tuberculosis, DNA, Synovial Fluid)*	(Mycobacterium		506
	tuberculosis, DNA, Cerebrospinal Fluid)*	(Mycobacterium		275
	Exudate)*	(Mycobacterium tuberculosis, DNA,		275
	tuberculosis, DNA, Prostatic Fluid, Semen)*	(Mycobacterium		275
	tuberculosis IgM, IgA, IgG, total)	Mycobacterium tuberculosis, (Anti-Mycobacterium		1793
	Urine)*	(Mycobacterium tuberculosis, DNA,		275
	DNA, Serum)*	(Mycobacterium tuberculosis,		429
	tuberculosis, DNA, Menstrual Blood)*	(Mycobacterium		275
()				
Total)		(Circulating Immune Complexes (CIC)		1188
		(Phagocytic Activity of Leucocytes)		1100
		(Lymphocyte Activation Ability)		3795
CD4+ - Absolute)	, %	(- , CD4+ T-cells, Percent and		1507
CD3+HLA-DR+, CD3-HLA DR+)*		(CD3+HLA-DR+, CD3-HLA DR+) (Activated Lymphocyte:		1507
-	, %	(CD19+ , B-cells, Percent and Absolute)		1507
(Lymphocyte Phenotyping: CD3, CD4, CD8, CD19, CD16, CD56)		(-) - CD3, CD4, CD8, CD19, CD16, CD56		3795
	G (IgG1, IgG2, IgG3, IgG4)		13761
()				
Virus IgM, Anti-VZV IgM)	IgM	(Anti-Varicella-Zoster		858
Varicella-Zoster,		(Varicella ZosterVirus, DNA, serum)		396
Virus IgG, Anti-VZV IgG)	IgG	(Anti-Varicella-Zoster		781
Varicella-Zoster,		(Varicella Zoster Virus, DNA, scrape of faucial epithelial cells)		396
Varicella-Zoster,		(VaricellaZosterVirus, DNA, saliva)		396
()				
Antibiotic Susceptibility and Bacteriophage Efficiency Testing)		(Stool Culture, Salmonella s p., Shigella s p. Bacteria Identification,		1265
Shigella flexneri 1-5 (Shigella flexneri 1-5, IHA)				484
Identification)		(Stool Culture (Salmonella spp., Shigella spp.). Bacteria		858
Shigella sonnei (Shigella sonnei, IHA)				484

(Stool Culture (Salmonella spp., Shigella spp.). Bacteria Identification and Antibiotic Susceptibility Testing)	1067
Shigella flexneri 6 (Shigella flexneri 6, IHA)	484
HER2/neu (HER2/neu Expression, HER2 Status, Immunohistochemical Study (Fixed Biomaterial in Paraffin Block))	5489
(P504S, AMACR), (34?E12), p63 (Prostate cancer – complex immunomorphological examination using assessment of the expression AMACR, high molecular weight cytokeratin (34?E12), p63)*	12540
(Immunohistochemical diagnosis of lymphoproliferative diseases (Tissue Embedded in Paraffin Block))	27808
Ki-67 (MIB-1) (Ki-67 (MIB-1) Expression, Assessment of Proliferative Activity by Expression Ki-67, Immunohistochemical Study (Fixed Biomaterial in Formalin Buffer))*	5599
(CD138) (Chronic Endometritis, Identification of Plasma Cells CD138, Immunohistochemical Diagnosis (Fixed Biomaterial in Paraffin Block))	5500
(Immunohistochemical diagnosis of lymphoproliferative diseases (Fixed Biomaterial in Formalin Buffer))*	27808
(Estrogen and Progesterone Receptors, Immunohistochemical Study (Fixed Biomaterial in Paraffin Block))	7854
: p16INK4a (Early Diagnosis Marker of Dysplasia with High Risk Malignancy: p16INK4a, Immunohistochemical Study (Fixed Biomaterial in Paraffin Block))	4873
(Immunohistochemical diagnosis in cancer metastasis of unknown primary origin (Tissue Embedded in Paraffin Block))	27808
(Estrogen and Progesterone Receptors, Immunohistochemical Study)*	7051
(P504S, AMACR), (34?E12), p63 (Prostate cancer – complex immunomorphological examination using assessment of the expression AMACR, high molecular weight cytokeratin (34?E12), p63)	12540
: p16INK4a (Early Diagnosis Marker of Dysplasia with High Risk Malignancy: p16INK4a, Immunohistochemical Study (Fixed Biomaterial in Formalin Buffer))*	4873
HER2 in situ (FISH) (Determination of HER2 Status of Tumor, Fluorescence In Situ Hybridization)	32626
Ki-67 (MIB-1) (Ki-67 (MIB-1) Expression, Assessment of Proliferative Activity by Expression Ki-67, Immunohistochemical Study (Fixed Biomaterial in Paraffin Block))	5599
(CD138) (Chronic Endometritis, Identification of Plasma Cells CD138, Immunohistochemical Diagnosis (Fixed Biomaterial in Formalin Buffer))*	5500
HER2/neu (HER2/neu Expression, HER2 Status, Immunohistochemical Study (Fixed Biomaterial in Formalin Buffer))*	5489
(Immunohistochemical diagnosis in cancer metastasis of unknown primary origin (Fixed Biomaterial in Formalin Buffer))*	27808
A09.05.065 ()	363

A09.05.064	(T4 ,) (Total Thyroxine, TT4)	385
A09.05.061	(3) (Free Triiodthyronine, FT3)	385
	() (Anti-Thyroid Microsomal Antibodies)	550
A09.05.063	(4)	385
	(- ,) (Anti-Thyroid Peroxidase Autoantibodies, Antimicrosomal Antibodies, TPO Antibodies, TPOAb, Anti-TPO)	429
A12.06.046.001	() (Thyroid-Stimulating Hormone Receptor Antibodies, TSH Receptor Antibodies, TSHRabs, TSH binding inhibitor immunoglobulin, TBI)	1540
	(-) (Anti-Thyroglobulin Autoantibodies, Thyroglobulin Antibodies, Tg Autoantibodies, TgAb, Anti-Tg Ab, ATG)	484
A09.05.117	() (Thyroglobulin, TG)	693
	() (Thyroid Uptake, T-Uptake, Thyroxine-Binding Capacity, TBC, Thyroxine-Binding Index, TBI, free T4 Index, fT4I)	561
A09.05.060	(3) (Total Triiodthyronine, TT3)	385
SARS-CoV-2, (Coronavirus SARS-CoV-2 RNA detection in nasopharyngeal and oropharyngeal smear)		
		1529
:		
	(Soil: Agrochemical Evaluation)*	9988
	(Soil: Comprehensive Toxicological Evaluation)*	21934
:		
A09.05.066	(,) (Growth Hormone, GH)	517
A09.05.067	(,) (Adrenocorticotrophic Hormone, ACTH)	682
	(1) (Somatomedin C, Insulin-like Growth Factor 1, IGF-1)	1089
A09.05.131	() (Luteinizing Hormone, LH)	385
	(Macroprolactin)*	1188
A09.05.087	(Prolactin)	385
A09.05.132	() (Follicle Stimulating Hormone, FSH)	385
:		
	IgG (-ASGPR) (Autoantibodies Against Asialoglycoprotein Receptor, Anti-ASGPR, IgG)	1705
	IgA, IgG, IgM (,), (Anti-Mitochondrial Antibodies, AMA, IgA, IgG, IgM, Total)	1518
	IgG (- 2, 2-3 , Sp100, PML, gp210, LKM-1, LC-1, SLA/LP, SSA/Ro-52), (Autoimmune Disease Liver Panel: AMA-M2, M2-3E (BPO), Sp100, PML, gp210, LKM-1, LC-1, SLA/LP, SSA/Ro-52, IgG, Immunoblotting)	3652
	IgA+IgG+IgM (anti-liver kidney microsomal antibody, anti-LKM, IgG+IgM+ IgA)	1573
	IgA, IgG, IgM (Smooth Muscle Antibodies, SMA, Anti-Smooth Muscle Antibodies, ASMA, IgA, IgG, IgM, Total)	1518
:		
	IgG (Insulin Autoantibodies, IAA, IgG)	671
	(IA-2) (Islet Antigen 2 Antibodies, Anti-IA2 antibodies, IA-2 Ab, Tyrosine Phosphatase Antibodies)	1705
	IgG - (Anti-Islet Cell Antibodies, Islet Cell Autoantibodies, ICA)	1518
	GAD/IA-2, (Anti-GAD/IA2 Antibodies Pool, Glutamic Acid Decarboxylase-65, GAD and Insulinoma Antigen 2 (Tyrosine Phosphatase, IA2, ICA-512) Autoantibodies, Total)	1705
	IgG (-GAD) (Anti-GAD Antibodies, Glutamate Decarboxylase Antibodies, AT-GAD, IgG)	1749
:		

(Yersinia enterocolitica, (Yersinia enterocolitica, Stool Culture. Bacteria Identification and Antibiotic Susceptibility Testing)		1364
Yersinia enterocolitica :9 (Yersinia enterocolitica O:9, IHA)		484
IgG Yersinia enterocolitica (Anti-Yersinia enterocolitica IgG)		539
IgA Yersinia enterocolitica (Anti-Yersinia enterocolitica IgA)		539
Yersinia enterocolitica :3 (Yersinia enterocolitica O:3, IHA)		484
Yersinia pseudotuberculosis (Yersinia pseudotuberculosis IHA)		484
(F2, F5, MTHFR, MTR, MTRR, F13, FGB, ITGA2, ITG 3, F7, PAI-1) (Extended Study of Hemostatic System (Genes F2, F5, MTHFR, MTR, MTRR, F13, FGB, ITGA2, ITG 3, F7, PAI-1))		15015
(ITGB3) (Platelet Fibrinogen Receptor (Gene ITGB3) (without Description))		1386
: (F2, F5, MTHFR, MTRR, MTR) (Thrombosis: Advanced Panel (Genes F2, F5, MTHFR, MTRR, MTR) (without Description))		7898
ITGA2 .759 >T Hyperaggregation of platelets, gene polymorphism ITGA2 .759 >T		3036
: (F2, F5) (Thrombosis: Minimum (Genes F2, F5) (without Description))		2695
(MTHFR, MTRR, MTR) (Hyperhomocysteinemia (Genes MTHFR, MTRR, MTR) (without Description))		5203
-) Hyperaggregation of platelets, gene polymorphism ITGA2 .759 >T (without description)		2717
: (F2, F5) (Thrombosis: Minimum (Genes F2, F5) (MTHFR, MTRR, MTR) (Hyperhomocysteinemia (Genes MTHFR, MTRR, MTR))		3003
: (F2, F5, MTHFR, MTRR, MTR) (Thrombosis: Advanced Panel (Genes F2, F5, MTHFR, MTRR, MTR))		5808
: (F2, F5, MTHFR, MTR, MTRR, F13, FGB, ITGA2, ITG 3, F7, PAI-1) (Extended Study of Hemostatic System (Genes F2, F5, MTHFR, MTR, MTRR, F13, FGB, ITGA2, ITG 3, F7, PAI-1) (without Description))		8811
(F2, F5, MTHFR, MTR, MTRR, F13, FGB, ITGA2, ITG 3, F7, PAI-1) (without Description))		10395
(Listeria monocytogenes, DNA, Cerebrospinal Fluid)*		253
(Listeria monocytogenes, DNA, Urine)*		253
(Listeria monocytogenes, DNA, Scrape of Nasal Epithelial Cells)*		231
(Listeria monocytogenes) (Listeria monocytogenes Culture. Bacteria Identification and Antibiotic Susceptibility testing)		759
(Listeria monocytogenes, DNA, Plasma)*		231
(Listeria monocytogenes, DNA, Scrape of Faucial Epithelial Cells)*		231
(Listeria monocytogenes, DNA, Synovial Fluid)*		506
IgE:		
IgE (GP3 (G1, G5, G6, G12, G13), Grass Panel: Sweet Vernal Grass, Perennial Rye Grass, Timothy Grass, Cultivated Rye Grass, Velvet Grass, IgE)*		1045
IgE (Cottonwood, IgE, T14)		484
IgE (Wormwood, IgE, W5)		484
IgE (Timothy Grass, IgE, G6)		484
IgE (WP1 (W1, W6, W9, W10, W11), Weed Panel: Common Ragweed, Mugwort, English Plantain, Lamb's Quarters, Russian Thistle, IgE)*		1045
IgE (Birch, IgE, 3)		484
IgE (Mugwort, IgE, W6)		484

		IgE (TP9 (T2, T4, T12, T3, T7), Tree Panel: Alder, Hazelnut, Willow, Birch, Oak, IgE)*	1045
		IgE (GP1 (G3, G4, G5, G6, G8), Grass Panel 1: Orchard Grass, Meadow Fescue, Perennial Rye Grass, Timothy Grass, June Grass (Kentucky Bluegrass), IgE)*	1045
25-OH	D	(25-OH Vitamin D Total, 25(OH)D, 25-Hydroxycalciferol)	2112
		(Deoxypyridinoline, DPD, Urine)	1375
		(Osteocalcin, N-Osteocalcin, Bone Gla Protein, BGP)	737
N-P1NP, Total)	1	(Procollagen Type 1 N-terminal Propeptide,	1496
		(Carboxyterminal Cross-linking Telopeptide of Bone Collagen, Collagen Cross-linked C-Telopeptide, Beta-Cross Laps, ?-CrossLaps Serum, C-Telopeptide, Crosslaps, Type 1 Collagen, b-Tx Serum)	957
		(Human Cartilage Oligomeric Protein, COMP)	2695
		(A B)	
agalactiae),		(Streptococcus group B, Streptococcus	968
agalactiae Culture. Bacteria Identification and Antibiotic Susceptibility Testing)		(Streptococcus	759
agalactiae) (Streptococcus agalactiae Culture. Bacteria Identification)		(Streptococcus Group B. One Step Rapid	1155
Immun chromatographic Assay)		(Streptococcus Group A. One	957
Step Rapid Immun chromatographic Assay)		(Streptococcus group A, Streptococcus	891
pyogenes),		(Streptococcus	429
pyogenes Culture. Bacteria Identification and Antibiotic Susceptibility Testing)		(Streptococcus spp., DNA, Saliva)*	682
		(Streptococcus group A, Streptococcus	649
pyogenes) (Streptococcus pyogenes Culture. Bacteria Identification)		(Streptococcus spp., DNA, Plasma)*	429
		(Streptococcus	869
spp., DNA, Scrape of Faucial Epithelial Cells)*		(Streptococcus spp., DNA, Sputum)*	
A09.28.034.001		(Metanephrines fractionated, free and conjugated , 24-h urine)	2486
24-		(Catecholamines	2486
and Serotonin Metabolites, 24 Hours-Urine: Vanillylmandelic Acid, V , Homovanillic Acid, V , 5-Hydroxyindoleacetic Acid, 5- I)		(Serotonin, Serum)	2299
		(Catecholamines:	2266
Epinephrine/Adrenaline, Norepinephrine/Noradrenaline, Dopamine, Urine)		(Catecholamines: Epinephrine/Adrenaline, Norepinephrine/Noradrenaline, Dopamine, Plasma)	2299
		(Histamine, Plasma)	2662
		(Metanephrines fractionated, free + conjugated, random urine)	2013
		(Catecholamines:	2266
Epinephrine/Adrenaline, Norepinephrine/Noradrenaline, Dopamine, Urine)		(Opisthorchis felinus)	
		IgG (Anti-Opisthorchis felinus IgG)	869
		(Giardia lamblia),	957
Rapid Immun chromatographic Assay)		(Giardia lamblia. One Step	627
IgA, Total)		(Anti-Giardia lamblia IgM, IgG,	
		(Amylase, 24-Hour or Timed Urine)	253

(Ca),	(Calcium (Ca), 24-Hour urine)	220
(K), (Na),	(Potassium (K), Sodium (Na), 24-Hour urine)	209
((Glomerular Filtration Rate, GFR)*	209
A09.28.011	(Glucose, 24-Hour urine)	165
A09.28.009	(Urea, 24-Hour urine)	165
A09.28.010	(Uric acid, 24-Hour urine)	209
A09.28.003	(Protein Total, 24-Hour urine)	143
((Magnesium, 24 h urine excretion)	330
		2079
((oxalates, 24-Hour urine)	1342
A09.28.003.001	(Albumin, 24-Hour urine)	352
A09.28.006	(Creatinine, 24-Hour urine)	165
(P),	(Phosphorus (P), 24-Hour urine)	220
A09.05.054.002	(Immunoglobulin A, IgA)	275
A09.05.054.003	(Immunoglobulin , Ig)	275
A09.05.054.004	G (Immunoglobulin G, IgG)	275
A09.05.054.001	E (IgE,)	429
(Immunoglobulin Total, IgE Total)		
IgG	(-) (Glomerular Basement	1716
Membrane antibodies, anti-GBM, IgG)		
IgG	() (Anti-Neutrophil cytoplasmic	1342
antibodies, ANCA, IgG)		
IgG	-3 (-PR-3) (Anti- proteinase-3 antibodies, PR-3- antibodies,	1232
PR-3 ANCA, IgG)		
IgG, IgA, IgM	2 (PLA2R),	2717
(Anti-Phospholipase A2 Receptor Antibodies, Anti-PLA2R, IgG, IgA, IgM, Total)		
((Anti-Neutrophil Cytoplasmic Antibodies, ANCA, IgG, Panel)	3410
IgG	IgG C1q (Anti-Complement 1q Antibodies, Anti-C1q,	1232
IgG)		
IgG, IgA, IgM	(HUVEC),	1705
(Anti-Endothelial Cell Antibodies, AECA, IgG, IgA, IgM, Total)		
IgG	(- PO) (Myeloperoxidase Antibody, MPO)	1232
1- 3-	(Anti-Poliovirus serotypes 1, 3, IgG)	1595
b, IgG (IgG	1991
(HiB), anti-PRP Haemophilus influenzae b IgG)	(polyribosylribitolphosphate, PRP) (Haemophilus influenzae b	
()	
A	IgG Borrelia burgdorferi (Anti-Borrelia burgdorferi IgG)	627
Cerebrospinal Fluid)*	(orrelia burgdorferi, DNA,	506
Fluid)*	(orrelia burgdorferi, DNA, Synovial	506
A	IgM Borrelia burgdorferi, - (Anti-Borrelia	1980
burgdorferi IgM, Western Blot (WB))		
A	IgG Borrelia burgdorferi,	2222
(Anti-Borrelia burgdorferi IgG, Immunoblot)		
A	IgM Borrelia burgdorferi (Anti-Borrelia burgdorferi IgM)	627
(Barbiturates, Urine)*		1232

() () (Drugs and Psychotropic Substances Screening: Opiates, Amphetamines, Methamphetamine, Cocaine, Cannabinoids, Cannabinoid Metabolites, Urine)		3410
() (Cannabinoids (Marijuana), Urine)*		1232
() (Ethanol (Alcohol) Urine)*		1232
« » () (;) (Pernicious Habits: Nicotine, Drugs, Psychostimulants and Psychotropic Substances, Urine)*		3608
(/) (Opiates (Morphine/Heroin), Urine)*		1232
- (-)		
- , (EBV DNA, Exudate)*		275
Fluid)* - , (EBV DNA, Cerebrospinal		275
Antigens (VCA) IgG) - (nti-EBV Viral Capsid		759
IgG) - (nti-EBV Early Antigen (EA)		627
(EBNA) IgG) - (nti-EBV Nuclear Antigen		528
- , (EBV DNA, Blood)*		418
- , (EBV DNA, Saliva)*		275
Fluid, Semen)* - , (EBV DNA, Prostatic		275
(EBV DNA, Scrape of Nasal Epithelial Cells)*		275
(EBV DNA, Scrape of Urogenital Epithelial Cells)*		275
Ig - (nti-EBV Viral Capsid		528
Antigens (VCA) Ig) (EBV		275
DNA, Scrape of Faucial Epithelial Cells)*		275
Serum)* - , (EBV DNA,		407
- , (EBV DNA, Urine)*		275
- , (EBV DNA, Serum)*		418
IgE:		
2		2024
, IgE (Pediatric Panel, IgE)		4037
1		2024
, IgE (Respiratory Panel, IgE)		4037
, IgE (Panel Different Allergens, IgE)		4037
ImmunoCAP ISAC, 112 (Allergochip ImmunoCAP ISAC, 112		30030
Ilgic components)		30030
ALEX2, 300 IgE		29689
(MTHFR, MTRR, MTR) () (Folic Acid Metabolism (Genes MTHFR, MTRR, MTR) (without Description))		5203
: D (VDR) () (Osteoporosis, Vitamin D Receptor (VDR) (Gene VDR) (without Description))		1386
(MCM6) (Adult Lactase Deficiency (Gene MCM6)		1441
, I (HFE) (Hemochromatosis Type 1 (Gene HFE))		2860
: D (VDR) (Osteoporosis, Vitamin D Receptor (VDR) (Gene VDR))		1529
(UGT1A1) (Gilbert's Syndrome (Gene UGT1A1))		4994
: (CALCR, COL1A1) () (Osteoporosis: Abridged Panel (Genes CALCR, COL1A1) (without Description))		3993

MTRR, MTR)) (MTHFR, MTRR, MTR) (Folic Acid Metabolism (Genes MTHFR,		5808
: (CALCR, COL1A1) (Osteoporosis: Abridged Panel (Genes		4455
: (CALCR, COL1A1, VDR) (5203
-) (Osteoporosis: Full Panel (Genes CALCR, COL1A1, VDR) (without Description))		5203
1- HLA II (DRB1, DQA1, DQB1) (Hereditary Predisposition to Diabetes Type 1		6864
(Insulin-Dependent Diabetes), HLA Class II (Genes DRB1, DQA1, DQB1))		6864
: (CALCR, COL1A1, VDR) (Osteoporosis: Full Panel (Genes CALCR,		5808
COL1A1, VDR))		5808
-		
2 (118 / , 121 / ,		
123 / , 131 / , 141 / , 115 / , 124 / , 154 /) (Genetic Test Results: Description		1155
of the 2-nd Category Complexity)		1155
1 (7201 , 7611 ,		
7014 , 125 / , 7207) (Genetic Test Results: Description of the 1-st Category Complexity)		583
3 (122 / , 129 / ,		
120 / , 137 / , 138 / , 153 / , 110 / , 114 / , 140 / , 7661 , 7258 ,		2310
134 / , 135 / , 136 /) (Genetic Test Results: Description of the 3-rd Category Complexity)		2310
4 (144 / , 143 / ,		
139 / , 145 / , 108 / , 19 /) (Genetic Test Results: Description of the 4-th Category		5203
Complexity)		5203
(4)		
(Isoprinosine)		539
(Immunomax)		539
(Immunal)		539
(Thymogen)		539
(Panavir)		539
(Tactivinum)		539
(Imunofan)		539
(Polyoxidonium)		539
(Galavit)		539
(Imunorix)		539
(Licopid)		539
()		
IgG oxoplasma gondii (nti-Toxoplasma gondii IgG)		396
Ig oxoplasma gondii (nti-Toxoplasma gondii Ig)		539
, (Toxoplasma gondii, DNA, Serum)*		418
, (Toxoplasma gondii, DNA,		275
Cerebrospinal Fluid)*		275
Anti-Toxopl gondii IgG		1045
, (Toxoplasma gondii, DNA, Exudate)*		275
(Streptococcus		
pneumoniae)		495
(Bordetella pertussis/parapertussis,		
/) (Bordetella pertussis/parapertussis, Nasopharyngeal Culture. Bacteria		1584
Identification)		1584
(2) (Estradiol, E2)		385
(Progesterone)		385
(Cortisol, Hydrocortisone)		
A09.05.135		385

A09.28.035	(Free cortisol, Free Hydrocortisone, 24-Hour urine)	759
A09.05.069	(Aldosterone)	858
A09.05.121	(Direct Renin, Plasma)	913
	(Cortisol, Saliva)	616
A09.05.230	(Cystatin C)	748
A09.05.017		165
A09.05.018	(Uric acid)	165
A09.05.020		165
	p16INK4a Ki-67	6050
	(PLGF)	3960
	(Inhibin B)	1232
MIS)	(Anti-Mullerian Hormone, AMH, Mullerian Inhibiting Substance,	1232
	-1- (Trophoblastic beta-1-Globulin, TBG)	484
	IgG V (Annexin V antibodies, aAnV, IgG)	1309
	Ig V (Annexin V antibodies, aAnV, Ig)	1309
Antibodies, anti-?-G 1, IgG, IgA, IgM, Total)	-2- 1, (Anti-?-Glycoprotein 1	1254
	IgM IgG (Anti-Phospholipid Antibodies, APA, IgM, IgG)	803
2	IgA	1199
(Anti- phosphatidylserine/ prothrombin antibodies, Anti-PS/PT, IgG, IgM, Total)		1342
aCL, Screening)	IgA, IgM, IgG (Anticardiolipin Antibodies IgA, IgM, IgG,	1133
	IgG IgM (Anti- phosphatidylserine, IgG, IgM)	1782
2	IgM	1309
	(Anti-Phospholipid Antibodies Panel)	9009
	IgA (Anticardiolipin IgA, aCL IgA)	836
2	IgG	1199
	IgG (Anticardiolipin IgG, aCL IgG)	902
	IgM (Anticardiolipin IgM, aCL IgM)	1188
	(Bile Acids)	2651
	1 (Apolipoprotein A1, Apo A1)	572
Cholesterol)	(VLDL	407
	B (Apolipoprotein B, Apo B)	429
A09.05.025	(Triglycerides)	209
A09.05.004		220
	(a), (Lipoprotein (a), Lp (a))	869
A09.05.028		165
A09.05.026	(Cholesterol Total)	209
	(Cholesterol LDL (direct)	253
	(4)	

(Neovir)		539
(Amixin)		539
(Cycloferonum)		539
(Kagocel)		539
Protein-A, PAPP-A	(Pregnancy-Associated Plasma	693
A09.05.090 Gonadotropin, HCG	(, - , ?-) (Human Chorionic	385
?- (?-) (Free Human Chorionic Gonadotropin, Free HCG)		539
PRISCA2		99
fms- -1 (sFit-1)		3377
(Estriol Free, 3)		484
PRISCA1		132
() (Placental Lactogen, PL, Human Placental Lactogen, hPL, Chorionic Somatomammotropin, CS, Human Chorionic Somatomammotropin, hCS)		693
() (Erythrocyte Sedimentation Rate, ESR)		143
() « » (Leucocyte Formula (Differential White Blood Cell Count) with Manual Microscopic Examination of Blood Smear)*		330
() (Differential White Blood Cell Count) with Microscopic Examination of Blood Smear if Presence of Pathologic Changes)*	(Leucocyte Formula	209
Microscopy (Manual Platelet Count (PLT Count): Indirect Method by Fonio)*	(Platelets,	275
() () () (General Blood Analysis, without White Blood Cell (WBC) Count and ESR)		209
A12.05.123 (Reticulocytes)		264
		1980
(4)		
(Ingaron)		539
(Reaferonum)		539
Bordetella species: Bordetella pertussis ()) Bordetella bronchiseptica () (Differentiated detection of DNA Bordetella spp.: Bordetella pertussis (pertussis pathogen) and Bordetella bronchiseptica (bronchosepticosis pathogen) in a scraping of the oropharynx and or nasopharynx)		924
A IgG Bordetella pertussis (Anti-Bordetella pertussis IgG)		891
A IgM Bordetella pertussis (Anti-Bordetella pertussis IgM)		891
A IgA Bordetella pertussis (Anti-Bordetella pertussis IgA)		891
-3 (Omega-3 Index)		4774
(Procalcitonin)		3003
, : -3,-6,-9, (Fatty acids panel, omega-3, -6, -9, plasma)		9174
Rh- (Anti Rh)		517
A12.05.005 (Blood Group, O)		253
Rh (C, E, c, e) Kell- (Rh C (E, c, e) Kell-Phenotyping)		660
A12.05.006 - (-) (Rh-factor, Rh)		253

Assessment)*	(Water: Complete and Comprehensive Quality		19998
Contamination)*	(Water: Suspicion Industrial Waste		14190
(Water: Suspicion Products of Combustion and Emissions from Motorways Contamination)*			10483
Contamination)*	(Water: Suspicion Household Waste		8943
(Water: Abridged Quality Assessment)*			9669
Excessive Use of Chemicals for Water Treatment)*	(Water: Suspicion		5159
(, Trichinella spiralis)			
IgG	(anti-Trichinella IgG)		517
20	(Water: Quality Assessment 20 Parameters)*		4103
Radionuclides)*	6 (Determination of Concentration 6		24673
?- (Radiological Drinking Water Study – Basic Test ?- and ?-Activity)*	- ?-		6787
30	(Water: Quality Assessment 30 Parameters)*		7766
Radionuclides)*	4 (Determination of Concentration 4		16434
Panel (Genes ACE, AGT, NOS3)	(ACE, AGT, NOS3) (Arterial Hypertension: Full		4554
Description))	(ACE, AGT, NOS3) (4081
ACE, AGT) (Arterial Hypertension, Renin-Angiotensin System Disorder (Genes ACE, AGT))	(3036
ACE, AGT) ((Arterial Hypertension, Renin-Angiotensin System Disorder (Genes ACE, AGT) (without Description))		2717
(NOS3) ((Arterial Hypertension, Endothelial NO-Synthase Disturbance (Gene NOS3) (without Description))		1386
((3872
(Compositional Analysis of Urine (Kidney) Stones, infrared spectrometry)			3872
(Compositional Analysis of Urine (Kidney) Stones, infrared spectrometry, -ray diffraction analysis)			3872
(Alzheimer's Disease)			2860
Gastrin-17, G-17)	-17 (1210
I (Pepsinogen I)			968
A09.05.057 (Gastrin)			682
(GastroPanel)			4576
II (Pepsinogen II)			968
G	(G, Hepatitis G Virus, HGV)		660
G,	(HGV RNA, Serum)*		660
(FibroTest)			11946
(FibroMax)			15268
(FibroTest)			13420

(SteatoS reen)		6336
(FibroMax)		17600
NASH-FibroTest		19305
NASH-FibroTest ()		18832
()		7920
() (Karyotype)		7799
()		17787
(Acute Intestinal Infections, PCR, Fecal)		1573
(Enterovirus, RNA, Fecal)		517
(Acute Intestinal Infections, PCR, Fecal)		1243
CYP2D6. (beta-Adrenergic Blockers. Gene CYP2D6)		8129
ATI.		3036
(ACE) (ACE Inhibitors, Fluvastatin, ATI Receptor Blockers.		5808
(Methotrexatum. Genetic Markers of Increased Risk of Development of Adverse Reactions in Taking Methotrexate for Treatment of Rheumatoid Arthritis. Methotrexate Disrupts Metabolism		
A IgG (Anti-Mumps IgG)		781
A IgM (Anti-Mumps IgM)		781
()		
(Streptococcus pneumoniae, DNA)		495
(Calcitonin)		946
A09.05.058 () (Parathyroid Hormone, PTH)		671
(, Echinococcus spp.)		
IgG (Anti-Echinococcus IgG)		869
IgG (Anti-Entamoeba histolytica IgG)		693
D (D, Hepatitis D Virus, HDV)		
IgM IgG D, o (Anti-HDV Total (IgG + IgM))		858
D, (HDV RNA, Serum)*		660
IgM D (nti-HDV IgM)		858
Aspergillus fumigatus (3), - IgG (Aspergillus fumigatus, IgG, M3)		572
(Bacteroides spp., DNA, Scrape of Urogenital Epithelial Cells)*		231
A (, Hepatitis A Virus, HAV)		
IgG (Anti-HAV IgG)		561

	(HAV RNA, Serum)*	649
IgM	(Anti-HAV IgM)	803
()		
(Gardnerella vaginalis, DNA, Scrape of Urogenital Epithelial Cells)*		275
Prostatic Fluid, Semen)*	(Gardnerella vaginalis, DNA,	275
	(Gardnerella vaginalis, DNA, Urine)*	275
Converting Enzyme, ACE, Serum)	() (Angiotensin	2420
()	(Neopterin, Serum)	1705
IgG (Anti-Heart Antibodies, IgG)	(),	1342
HOMA-G	()	55
HOMA-IR		55
A09.05.056.001	(Proinsulin)	913
-	(C-Peptide)	429
A09.05.056	(Insulin)	539
Identification)	(Campylobacter s p.) (Campylobacter spp., Stool Culture. Bacterial	1364
()		
(Rotavirus), Agglutination)	(Rotavirus Direct Detection by Latex	748
		4059
(Varicella-Zoster)		
Varicella-Zoster, Zoster Virus, DNA, scrape of skin epithelial cells)	(Varicella	396
(-)		
	(Fungal Infections of Nails)	902
	(Fungal Infections of Skin)	902
IgG	(Platelet ntibodies IgG, Indirect)	3278
(, , , Salmonella spp.)		
Salmonella gr.A (Salmonella gr.A, IHA)		484
Salmonella gr.B (Salmonella gr.B, IHA)		484
Salmonella gr.E, (Salmonella gr.E Antibodies, IHA)		484
Salmonella typhi, (Salmonella typhi Antibodies, IHA)		616
Salmonella O- (Salmonella O-antigens, IHA)		484
Salmonella gr.D (Salmonella gr.D, IHA)		484
Salmonella gr. (Salmonella gr.C, IHA)		484
IgG	(Anti-Strongyloides stercoralis IgG)	990
()		
	(Rickettsia prowazekii, IHA)	484
A09.05.021		165

A09.05.022		165
Anisakis IgG		
()		814
IgG	(Anti-Diphtheria Toxoid IgG)	990
(Corynebacterium diphtheriae Culture)		759
(Anti-Spermatozoa Antibodies, ASA, Semen)		
	(Anti-Spermatozoa Antibodies, ASA, Serum)	1419
		1045
(E, Hepatitis E Virus, HEV)		
IgM	E (Anti-HEV IgM)	891
IgG	E (Anti-HEV IgG)	891
IgG:		
(2), -	IgG (Dog Epithelium, IgG, E2)	572
(1), -	IgG (Cat Dander-Epithelium, IgG, E1)	572
(Streptococcus pneumoniae, DNA)		
		495
IgG	(Anti-Adenovirus IgG)	781
IgA	(Anti-Adenovirus IgA)	781
(Streptococcus pneumoniae, DNA)		
		495
(, Toxocara canis)		
IgG	(Anti-Toxocara IgG)	517
(Androflor® REAL-TIME PCR Detection Kit, the study of men's urogenital tract microbiocenosis in the epithelial scrapes from the balanus, urethra)		
		2838
(Androflor® Screen REAL-TIME PCR Detection Kit, the study of men's urogenital tract microbiocenosis in the epithelial scrapes from the balanus, urethra)		
		1991
(DLG5, NOD2, OCTN1, OCTN2) (Crohn's Disease (Genes DLG5, NOD2, OCTN1, OCTN2))		
		8899
:		
IgA, IgM, IgG	(),	1419
(Anti-Ovarian Antibodies, AOA, IgA, IgM, IgG, total)		
IgA, IgM, IgG	(),	1232
(Anti-Steroidal Cell Antibodies, StCAb, Steroidal Cell Autoantibodies, SCA, IgA, IgM, IgG, Total)		
IgA, IgM, IgG	(),	1705
(Anti-Testicular Steroid-ell Antibodies, Testicular Anti-Steroidal Cell Antibodies, Testicular StCAb, Steroidal Cell Autoantibodies, SCA against Testis, IgA, IgM, IgG, Total)		
YP2D6 (YP2D6) (Cytochrome YP2D6 (Gene YP2D6))		
		8129
(Neisseria meningitidis Culture. Bacteria Identification and Antibiotic Susceptibility Testing)		
		935
() (Total Antioxidant Status, TAS)		
		5247
IgE:		

, IgE (Latex, IgG, K82)		484
IgG (Anti-Ascaris lumbricoides IgG)		968
(Demodex folliculorum, Demodex brevis)		374
(Demodex folliculorum, Demodex brevis)		418
Cytological Preparations (1 Glass)	() (Consultation of Finished	418
Clonorchis sinensis IgG		1078
- 8		770
IgG 8 (Anti-HHV-8 IgG)		770
()		220
).* (Provision of test findings in English (translation of test findings in English)).*		220
(Erythropoetin)		1056
(Leptin)		836
()		869
(Cryptosporidium parvum), (Cryptosporidium parvum. One Step Rapid Immun	hromotographic Assay)	869
-		858
IgG - 1 2 (Anti-HTLV-1, 2 IgG)	858
(Study of Interferon Status)		2695
(Assessment of Androgen Status)		1606
:		3630
(Female Hormonal Profile: Ovarian Dysfunction, Menstrual Irregularities)		3762
:		2000
(Female Hormonal Profile: Ovarian Dysfunction, Menstrual Irregularities)		3509
D ()		3872
:		7051
« »		8250
« »		9966
« »		17281
-		20911
() (Acute Respiratory Infections, ARI: Runny Nose, Cough, Sore Throat)		8129
A IgA IgG Chlamydia trachomatis, (Anti-Chlamydia trachomatis IgA, IgG)		1067
« : 6 () »		3465
(Comprehensive Study «Sex in City: 6 Infections (Blood Test)»)		3597
« : 6 () »		3597
: (Joint Pain: Extended Survey)		7458
:		7689
: (Want to Become a Mother: Pregnancy Planning, Comprehensive Survey)		7964

VIP-	(VIP-Survey for Men)	16269
VIP-	(VIP-Survey for Women)	17270
	(Pediatric Infections: Immune Response)	5984
A	IgM IgG Mycoplasma pneumoniae (Anti-Mycoplasma pneumoniae IgM, IgG)	1089
TORCH-	(ToRCH-Infections)	3564
	: I (1-13) (Pregnancy: First Trimester (1-13 Weeks))	8228
	, , (HIV, Syphilis, Hepatitis B, C)	1540
	« : 8 + »	2794
	(Comprehensive Study «Sex in City: 8 Infections + Smear on Flora»)	3993
	: III (29-30) (Pregnancy: Third Trimester (29-30 Weeks))	4411
	« : 14 + »	10923
	(Comprehensive Study «Sex in City: 14 Infections + Smear on Flora»)	2761
	: () (Hemostasiogram (coagulogram), extended	2893
	: (Survey of Liver: Extended)	3663
	(Hospitalization in Therapeutic Hospital)	5060
	(Hospitalization in Surgical Hospital)	7392
	: (Hospitalization in Surgical Hospital: Extended Survey)	7722
	« » (My Healthy Nurse)	1815
	ROMA (Risk of Ovarian Malignancy Algorithm,) (Risk of Ovarian Malignancy Algorithm, ROMA (Before Menopause))	1815
	ROMA (Risk of Ovarian Malignancy Algorithm,) (Risk of Ovarian Malignancy Algorithm, ROMA (After Menopause))	17226
	- () (Breast Cancer, Immunohistochemistry, IHC (Formalin-Fixed Biomaterial))	17226
	- () (Breast Cancer, Immunohistochemistry, IHC (Paraffin-Embedded Tissue Block))	8613
	Ki-67 () (Cervical Cancer – Study of Two Markers for Early Diagnosis Dysplasia with High Risk Malignancy: p16INK4a + Ki-67, Immunohistochemical Screening (Fixed Biomaterial in Paraffin Block))	8613
	Ki-67 () (Cervical Cancer – Study of Two Markers for Early Diagnosis Dysplasia with High Risk Malignancy: p16INK4a + Ki-67, Immunohistochemical Screening (Fixed Biomaterial in Formalin Buffer))*	5896
	: (Metabolic bone and osteoporosis risk evaluation: comprehensive examination).	1287
	: I (PRIS A-1) (Maternal Screen, First Trimester; Prenatal Screening I; PRIS A I (Prenatal Risk Calculation))	1430
	: II (PRIS A-2) (Maternal Screen, Second Trimester; Prenatal Screening II; PRISCA II (Prenatal Risk Calculation))	847
B03.005.006	(), (Coagulation, Gemostaziogram, Screening)	4004
	: (Miscarriage: Autoimmune Profile)	12078
	(Immunological Survey Extended)	924
	: (Survey of Liver: Screening)	1210
B03.016.004	:	2200
Supersport	(Serum Biochemistry: Minimum)	2222
Supersport		3410
	: (Serum Biochemistry: Extended Profile)	3553

<p> (40) (Healthy You ? Healthy Country: Annual Check-Up up to 40 Years of Age) </p>	3861
<p> (40) (Annual Check-Up after 40 Years of Age) </p>	4928
<p> : (Survey Before Diet: Additional) </p>	5159
Supersport	7513
	4059
<p> : (Survey of Kidneys: Extended) </p>	2200
<p> : (Diabetes Control: Extended) </p>	3542
<p> (Toxic Trace Elements, Hair) </p>	1782
<p> (Toxic Trace Elements, Essential Vital Elements, Hair) </p>	3399
<p> (Elemental Composition of Hair: Screening) </p>	5940
<p> ((Essential Vital Elements, Toxic Trace Elements, Urine) </p>	2860
<p> (Toxic Trace Elements, Nails) </p>	1782
<p> (Toxic Trace Elements, Essential Vital Elements, Nails) </p>	3399
<p> (Elemental Composition of Nails: Screening) </p>	5940
	26455
	26455
	26455
	26455
	26455
	26455
	36300
<p> (Testing for Kindergarten and School) </p>	1738
<p> : 0 14 (Healthy Child: for Children from 0 to 14 Years) </p>	726
<p> : (Survey of Kidneys: Screening) </p>	957
	979
	20350
	19140
	19140
<p> (Panel Chronic myelogenous leukemia, CML) </p>	13090
	36300
	12210
	3465
	2431
<p> () </p>	2376
<p> () </p>	2376
<p> (/pANCA, cANCA), IgG) (), </p>	2475
<p> (, , IgG, IgM) </p>	3179
<p> (), (), /pANCA, cANCA), </p>	4103
<p> IgG) (), IgG; </p>	4345
<p> , Ig ; () </p>	4367
<p> , IgG, IgM; -2- 1) (; </p>	5082
<p> : (Arthralgia: screening test) </p>	7018
<p> (Autoimmune Liver Disease: Screening) </p>	1837
<p> (Rheumatic arthritises) </p>	1837

SARS-CoV-2, IgM () IgG (Anti-SARS-CoV-2, IgM/IgG)	1859
« » (Bullous Dermatitis Diagnostics profile (antibodies to epidermis desmosomes, antibodies to skin basal membrane))	4367
SARS-CoV-2, IgM IgG (Abbott)	1419
SARS-CoV-2, IgM () IgG (Anti-SARS-CoV-2, IgM/IgG)	1859
: (Thyroid Gland: Extended Survey)	1859
: (Thyroid Gland: Extended Survey)	1936
: (Thyroid Gland: Screening)	1111
: (Diabetes: Autoimmune Markers)	3916
(Rheumatoid arthritis).	3091
Ig IgG Mycoplasma hominis (Anti-Mycoplasma hominis Ig , IgG)	913
(/pANCA, cANCA), IgG)	2904
()	3003
« » (Systemic lupus erythematosus (SLE) profile, activity monitoring (anti-double-stranded DNA IgG, C3 and C4 complement components))	1342
(, IgG; IgA)	2167
Intolerance) : () (Coeliac Disease: Gluten	6226
, IgG, IgM	1980
APS) (), (Antiphospholipid Syndrome,	3927
cANCA, IgG; /ANCA, IgA; ASCA, IgG, IgA) () (/pANCA,	4774
() ()	2717
IgA, IgG; IgA) (, IgA;	3553
steroid-producing cells Antibodies) (Reproductive tissue	2959
(Food Allergy)	8965
: (Lipid Profile: Extended)	2904
: (Lipid Profile: Extended)	2904
" / " IgE, ImmunoCAP	4961
" " IgE, ImmunoCAP	4961
(NOS3) (Arterial Hypertension, Endothelial NO-Synthase Disturbance (Gene NOS3))	1529
" / " IgE, ImmunoCAP	4961
« » :12 + ()	2893
	1419
-	1606
*	4510
	12936
	792
(Diagnosis of Anemia)	3179
(Diagnosis of Anemia)	3520
(Preventing Heart and Blood	3102
Vessel Diseases)	
: (Pregnancy Planning:	2486
Diagnosis of Urogenital Tract Infection (UTI))	

I II I/Pepsinogen II, PG1/PG2)	(I/ II) (Pepsinogen	2002
: sFit-1, PIGF,	sFit-1/PIGF	6468
(Mycoplasma hominis Culture, Ureaplasma spp. Culture. Bacteria Identification and Antibiotic Susceptibility Testing)*		1485
:	(Male oncologic risk: prostate)	957
A09.05.120.001 -	(Aldosterone-Renin Ratio, ARR)	1408
	3, 4 (Complement components C3, C4)	792
"	", IgE, ImmunoCAP	2332
B03.016.005 :	(Lipid Profile: Screening)	770
	(ITGB3) (Platelet Fibrinogen Receptor (Gene ITGB3))	1529
:	(Lipid Profile: Screening)	770
Filtration Rate, eGFR, CKD-EPI - ystatin C Equation)	CKD-EPI - (Estimated Glomerular	792
TREC KREC		5313
19.1	29 28.01.2021 . . .	10500
() . 5.1; . 5.2; . 19.1	29 28.01.2021 .	15000
(, 40) . 5.1; . 5.2; . 19.1	29 28.01.2021 .	12070
(, 40) . 5.1; . 5.2; . 19.1	29 28.01.2021 .	11570
/		2000
		4800
		6800